



# TABLE OF CONTENTS

**BOOK THEME:** HOW CAN GOD BE THE ROCK IN MY LIFE?

<b>HOW TO USE THE GUIDEBOOK</b>	<b>2</b>
<b>PROJECT OVERVIEW</b>	<b>8</b>
<b>WEEKLY ACTIVITIES</b>	
<b>WEEK 1 &gt;&gt;&gt; WHAT DOES GOD DO?</b>	<b>12</b>
<b>WEEK 2 &gt;&gt;&gt; DOES GOD THINK OF ME?</b>	<b>22</b>
<b>WEEK 3 &gt;&gt;&gt; WHO CAN I TRUST IN LIFE?</b>	<b>32</b>
<b>WEEK 4 &gt;&gt;&gt; WHAT WAS JESUS LIKE?</b>	<b>44</b>
<b>WEEK 5 &gt;&gt;&gt; HOW DO I MAKE TIME TO PRAY EVERYDAY?</b>	<b>54</b>
<b>WEEK 6 &gt;&gt;&gt; SERVICE PROJECT : SAVE THE DATE!</b>	<b>64</b>
<b>ONLINE RESOURCE RECAP</b>	<b>66</b>

This book is meant to be a guide to help you lead your team's weekly meeting & activities. There is one service project and 6 weeks of activities per book. The final week is meant to be a hands on apostolic service project with your team. Use your team leader guidebook as a workbook where you write in it and plan and prepare your team activities. You will find other helpful things for the activities on your Team Leader online resource center.

## THIS BOOK BELONGS TO:

Each weekly meeting is an opportunity to help your team members discover something new about God, themselves and the world around them. We all have questions in our hearts and Conquest gives you a unique way to work together to discover the answers to those questions. In Conquest, we have a special way to help the boys discover the answers to their questions:

**EXPERIENCE → CONNECT → DECIDE**

# HOW to USE this GUIDEBOOK

This guidebook is intended for your personal use, the Conquest “teen” team leader, (ideally 2-3 years older than the boys you are leading). The team leader is the most important role in the group, and the success of the team is directly proportionate to your generosity in giving your time and talent for your team of boys entrusted to you. This cannot be taken lightly. This is your mission. In order to help foster this dedication and leadership, the Conquest adult leader is present to actively encourage and motivate you. Ideally he will be reviewing your planning and preparation each week, offering his support, suggestions, and critique, all to form you into the true leader God calls you to be, with an apostolic heart on fire for Christ and His Church! Don’t forget to ask him for your password to the Team Leader online resource center on the Conquest website. This guidebook is broken down into the following areas:

**1. PROJECT OVERVIEW SECTION:** This is a complete overview of the entire proposed apostolic service project the team should complete in the weeks allocated. Of course you are free to choose any optional project from the online resources or even create your own!

## INTRODUCTION PAGE:

**Project Name and Logo:** This states the suggested name and logo for the apostolic project.

**Serves:** This indicates who or what is aided. (Poor, Family, Church, Friends, Sick & Elderly, or Community)

**Time Frame:** This indicates the time of year best to apply this apostolic project.

**Present the Need To My Team:** This area contains some questions for you to pose to the team to incite discussions on the particular topic that will lead them to the apostolate. It also may contain some references that you can use (Catechism, YouCat, Gospel verses, stories, etc.) to help you motivate the team.

**Called to Serve:** This is a summary of the apostolic project, and what the team is called to do to directly meet the need.

**WEEKLY PROJECT PLANNING:** This section lists the activities and planning suggestions to be taken week by week along with the appropriate question of the week.

## TACTICS BY AREAS

**Location:** The suggested place(s) where the project should be executed, along with some practical advice for the location planning.

**Provisions:** A list of items and materials needed to carry out the project.

**Responsibilities:** Since each boy needs a responsibility, this suggests some specific ones that will be needed for the project.

## SPECIAL SYMBOLS



Indicates a moment to ask the boys a question and get them talking



Indicates you will need a computer or tablet to watch a video clip online



Indicates a reference or quote from the YouCAT (Youth Catechism)



Indicates indoor or outdoor activity



Indicates the amount of approximate time needed for an activity (15 min's to 1 hour)



**DEBRIEFING:** This area helps you to plan out the final details of the project including any last minute instructions for the team.

**Special Ops:** Provides key elements and best practices for the team's success.

**Contingency Plans:** This provides variations of the project. Depending on circumstances, projects can be varied to meet needs of the team or local area.

**Roll Call- Organizing the team:** This is where you can put the pertinent contact information for all those helping with this project including team members, adult volunteers and other contacts.

**Appendices:** Some projects may have an appendix which gives you an example or references that may be helpful for how certain aspects of the project can be done.

**Project Notes:** This area is left blank for you to write down any pertinent information for you to refer back to for this project.

## 2. WEEKLY ACTIVITIES:

**PLAN & PREP:** Each week you should review the weekly activity plan with the adult club mentor who can share some tips to help you better prepare for that next weeks activities. Each weekly activity has a "Prep and Plan" section to help you understand the theme.

**Question of the Week:** This is the actual theme to discuss and you need to gear all the activities to help answer this question.

**Need we are Responding To:** This presents the deeper need or reason why we ask this question.

**Convictions & Decisions:** These are ideas and decisions you are trying to help your team understand. Hopefully by the end of the meeting they are ready to live differently.

**What is the answer to the question?** Brief and summarized answer to present to the team.

**Main Ideas:** Usually a few ideas that help answer the question. Ideally, it is best to use this as a personal resource only for you to gain an understanding and come up with ideas to transmit this theme to the team. It is not meant to be read word for word, but rather summarized in your own words and stories.

**What does the catechism say about this question?** YouCat numbers are listed and quoted to help better answer the question of the week.

**How would you summarize the answer and main ideas in your own words?** A place for you to take notes to present the question and answer points to your team.



**YOU WILL SEE THESE ICONS IN THE GUIDEBOOK TO HELP YOU.**



Indicates videos on the Team Leader Online Resource Center



Indicates materials you will need for the activity



Very important! Indicates there are additional materials on the Team Leader online resource center

# HOW to USE this GUIDEBOOK

**This weeks meeting at A glance:** A breakdown of the 6 steps of the weekly meeting and approximate time per step.

**Material you will need for this week's meeting:** A list of supplies and materials for you to plan ahead of time to bring. Adult leaders should help you obtain them.

**What is on the team leader online resource center for this week?:** A list of files, handouts and videos you will need for the activities.

## EXECUTE: TEAM ACTIVITY TIMELINE

After you prepare, there are 6 steps to execute each week during your Conquest weekly activity.

**STEP 1 - SPORTS & GAMES:** Some suggestions are offered for an active activity that also ties in with the theme.

**STEP 2 - GETTING STARTED:** Always take attendance and choose someone to lead the opening prayer.

**STEP 3 - EXPERIENCE: -> DYNAMIC ACTIVITY:** This is the formative activity that will help you answer the question and get across the key ideas of the weekly theme. You want the boys to have an experience that helps them to better understand the question and the answer. Usually a game and video(s) for discussion.

### STEP 4- CONNECT

**TO CHRIST -> GOSPEL READING & REFLECTION:** One member should be chosen to read the Gospel passage. At the end, instruct the members that there will be 1-2 minutes of silence. You then ask if anyone would like to share any lights or inspirations. Insights and questions are also provided to assist you in leading the boys.

**TO OTHERS-> SAINTS & INSPIRATIONAL STORIES:** This is the time when you can tell them the story of a saint or modern day hero who also had this question of the week and found an answer.

**STEP 5- DECIDE -> TEAM COMMITMENTS:** The final connection should be to the boys own lives and they should want to live differently and make a decision – individually and as a team to do something that week. Suggestions are offered here for a commitment that the team can do. Review last weeks commitments, and how many team members fulfilled it.

**STEP 6 - PROJECT TIME & WRAP UP:** Review the previous weeks planning, action items and record this weeks new actions to be completed. Wrap up and closing prayer.

## 3. PROJECT EVALUATION

This area is great to evaluate how well the team did overall for this project. There are questions for you to answer and review with the Adult leader and your team.

### IMPORTANT NOTE:

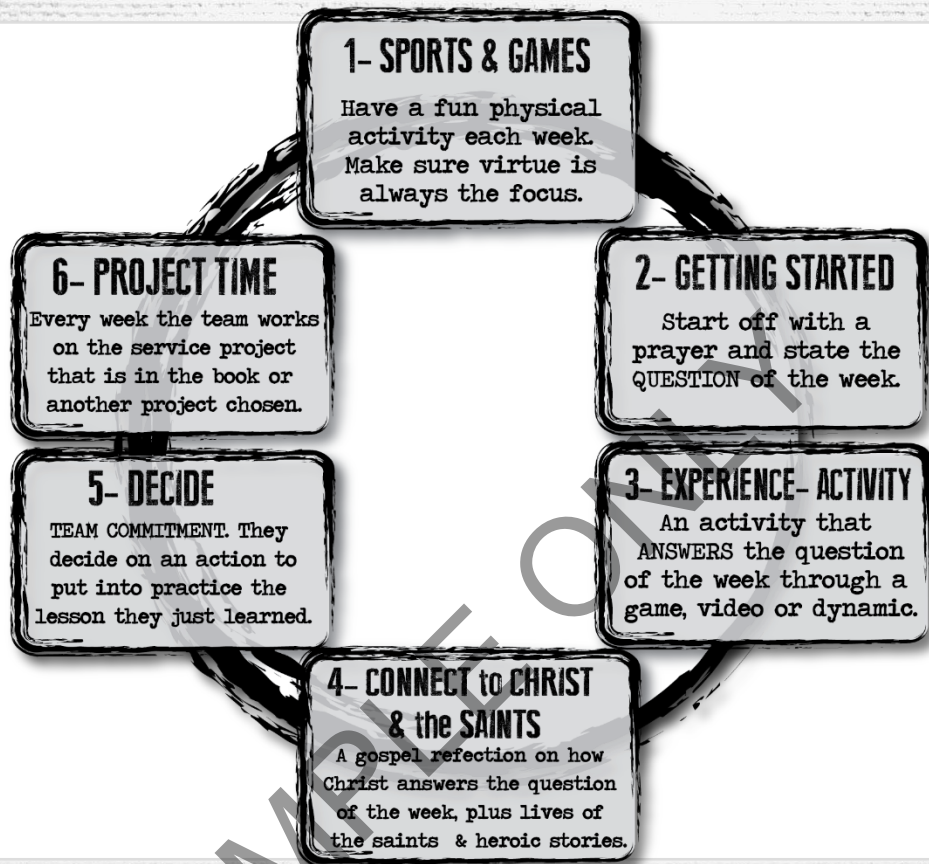
You will need to access the following websites for resources for this team leader guidebook.

[www.ConquestYouthMinistry.com](http://www.ConquestYouthMinistry.com) : Click on “Resources” along the top menu, then click on the “Login” button under the Team Leader Resource Center & Training section. Make sure to obtain your password from your Conquest Adult Leader. Also, he should ask you to watch the Team Leader Online Training Modules, take the short quiz at the end, and print your certificate and provide it to him.



# THE 6 PARTS OF THE CONQUEST WEEKLY MEETING

**FOLLOW THE TABS ON THE BOTTOM OF THE PAGES TO KNOW WHAT PART OF THE MEETING YOU ARE ON.**



1 2 3 **4** 5 6

## THE WEEKLY GUIDE SHEET HANDOUTS



The Team Leader online resource center has the weekly meeting guide sheets that you can print and hand out each week to your team members. You or the Adult Leader can also email them to the member's parents so they can see what their son learned and discussed that week.

### EACH MEETING GUIDE SHEET HAS:

- The question of the week and a few YouCat numbers that help answer the question
- A passage from the Gospel that helps answer the question
- A recap or quote from the saint and stories of the week that help answer the question
- A place to jot down the answer of the week in your own words.


# THE HIGH SCHOOL CURRICULUM

## WHAT IS THE YUCAT?

The YUCAT (Youth Catechism of the Catholic Church) is the official Catholic catechism for young people. It takes all of the content of the Catechism and makes the teachings of the Church easily understood through a questions and answer format. If we want to be strong Christians, we need to know and love our faith.

## WHAT DOES THE YUCAT STAND FOR?

The “Youth Catechism”. It is about YOU discovering the answers to your questions, doubts, about your faith.





# IS A BASIC STUDY OF THE YOUCAT

## INTRODUCTION VIDEOS



### WATCH 3 INTRO VIDEOS

Can be found on the Conquest Team Leader  
Online Resource Center at:

[www.ConquestYouthMinistry.com/Resources](http://www.ConquestYouthMinistry.com/Resources)



#### YOUCAT Intro

Video name: HS-YOUCAT INTRO



#### The YOUCAT

Video name: HS-THE YOUCAT



#### YOUCAT - Book Trailer

Video name: HS-YOUCAT BOOK TRAILER



## HOW WILL WE USE IT IN THE WEEKLY MEETING FORMAT?

Every week in Conquest we set out to answer a question that we have deep down in our hearts. This year, each week we will cover a question that corresponds to a few numbers from the YOUCAT. By the end of the year we will have studied the YOUCAT and learn the basic principles and aspects of our Catholic faith.



## SERVICE PROJECT:

# SAVE THE DATE

## PRESENTING THE NEED TO MY TEAM

- As you began high school a whole new range of social possibilities became around.
- You now have possibilities of meeting so many new people and doing all kinds of stuff you didn't do before.
- Some things lead down the wrong path. It is so easy to fall by going to a party and drinking a beer one night even though you know it is wrong and you will regret it. It is also easy to go too far in relationships and yet impossible to recover your dignity afterwards.
- The culture presents one image of high school relationships and it does not seem to be the image Jesus would have. In fact, it seems completely opposite.
- They may say "everybody's doing it" but what they really mean is "Don't make me feel guilty by making the right choice." The crowd can seem large but it is really just the same few voices being parroted by many.

## OUR CALL TO SERVE

We need to go above and beyond this supposed social norm. We can have relationships but we know what is right and wrong in them. If we are the only ones we have little strength, but if we create the proper atmosphere in our high school, people will remark "nobody's doing that!" To build a positive atmosphere, we are going to have a night with a speaker on relationships followed by the best party ever. We want to show other high school youth there is a way to "Save the Date."



## PROJECT OVERVIEW

WEEK	STEPS	QUESTION OF THE WEEK
1	<p><b>Check Up:</b> the boys on the team need to ensure they always treat girls respectfully. Nobody will believe them if they do not.</p> <p><b>Set the Date:</b> The boys need to determine a location and date for the main event. They should also confirm speaker(s) and plan food and beverages.</p>	What does God do?
2	<p><b>Budget:</b> Determine costs (food, location, speaker) and figure out how much you will have to charge to make a little money.</p> <p><b>Confirm:</b> check to confirm speaker, location, and food before you take one more step.</p> <p><b>Flyer:</b> Design a flyer and posters with the information so people can save that date.</p> <p><b>Tell Friends:</b> Each team member should start getting the word out by telling three friends not on the team.</p>	Does God think of me?



# WEEK BY WEEK

**SERVES:  
FRIENDS**

**TIME:  
SEPT-OCT**

WEEK	STEPS	QUESTION OF THE WEEK
3	<p><b>Posters:</b> Put up posters at the schools and parishes of all the boys on the team (get permissions first). Hand out as many flyers as possible. Send a message to any parents you can this week to get them onboard. Moms are great at promoting to other moms.</p> <p><b>After:</b> The boys need to plan a follow-up “Guys Night” and or a “Group Date” to invite everyone to after “Save the Date”.</p>	Who can I trust in life?
4	<p><b>Organize:</b> Review the schedule of “Save the Date” and ensure each boy has a responsibility and is prepared.</p>	What was Jesus like?
5	<p><b>Final Push:</b> Everyone needs to put a final push on promotion this week. Remind everyone that has been invited and look for any untapped sources.</p>	How do I make time to pray every day?
6	<p><b>Main Event:</b> this week you hold “Save the Date” with food, followed by a speaker and then socializing. The team needs to arrive 1 hour before to set up and greet guests as they arrive.</p> <p><b>Follow up plan:</b> Guys Night Out: Plan a date in the near future to have a guys only event to show you can have fun without a girl. Paintball, penny poker tournament, pool tournament, etc. Make it really manly and fun, with just a small Gospel reflection by one of the team members. Either charge or get each guy to pay his way.</p> <p><b>Optional Clean Date:</b> You could also plan and invite all the people from “Save the Date” to go on a group date that allows boys and girls to socialize. Plan a date to promote before. Ideas: bowling, pizza, good movies, etc. A small Gospel reflection at the end should send everyone off with the right attitude. Go Dutch, so each pays his own way.</p> <p>Make sure to take pictures and send them along with a short write up to the Conquest National Office <a href="mailto:info@Conquestclubs.com">info@Conquestclubs.com</a> to get a story on the national website!</p>	

# SAVE THE DATE

## TACTICS BY AREAS

### LOCATION

- The more happening the place is, the better; ideally you could do this in a local pizza place, restaurant or bowling alley. If you need to do this in a church hall or school gym, make it fun with things like disco lighting, music and a coffee bar on the side.
- Make sure that the speaker(s) have a podium and amp system so they are easily heard.

### PROVISIONS

- Food: get cool food that your friends would be willing to part with their hard-earned money to buy such as six foot sandwiches, specialty coffee drinks, or good pizza. Ordering the \$5 Little Caesar's pizza special takes away this attractive element. For the Guys night out, the best is wings, nachos and Coke with absolutely no vegetables or bread.
- Decorations: for "Save the Date" event and possibly the "Clean Date" you need to decorate a little as girls love this. You could try to get a few sisters of team members to help with this.
- Flyers: create a flashy uniform design between the various promotional materials for the event. Let the boys be creative!

### RESPONSIBILITIES

- Treasurer: Someone will have to make a budget and set fees beforehand. He can also collect money and pay for items from the funds keeping good records. Someone must invite speakers to get a good perspective on dating and courtship.
- Designer: several team members need to design a set of flyers/posters to promote among their peers at school and elsewhere.
- Letter writer: one guy needs to write a letter to parents explaining the event. Try to get it sent home as a school notice or email to peer parents.
- Greeters: the coolest boys should greet people at the door to "Save the Date" and seat them at tables with Conquest members at each table to ensure a level of good conversation.
- MC: someone needs to give words to begin and end "Save the Date" and introduce the speaker(s).





**SERVES:  
FRIENDS**

**TIME:  
SEPT-OCT**

# DEBRIEFING

## CONTACTS

- Food - Proprietor of a restaurant or catering company: Explain what you are doing and how this promotes positive (ask for discount) – you can also simply opt to do the food yourselves (order pizza, buy snacks, etc.).
- School Principal(s) and Pastors: explain how this is not just a fun event but is promoting values that will help his school.
- Friends and Acquaintances: Emphasize the fun place, good food and social setting; mention that there is a talk on dating so they do not feel deceived. Get the coolest kids in your school signed up first and leverage that they will be there so others will also sign up.
- Speaker(s): Inform them that they will be talking to 9th -12th graders and ensure they'll talk about chastity, respect for our bodies, and proper courtship. If you can't find a speaker, a Jason Evert video could work. [www.chastitiy.com](http://www.chastitiy.com) is a great resource on how to give a chastity talk.
- Parents: get them to drive their kids or carpool by pointing out how this will help their sons or daughters approach dating /courtship with the right attitude.

## SPECIAL OPS

- Make this the most attractive event by planning good food and fun. Do not be cheap but provide quality as people will pay for it.
- Have separate promotional material for parents and other youth. Tell the parents all about the talk and injecting positive values into dating and courtship. Tell youth how much fun they can have, and how great the event will be.
- Make sure the speaker is not condemning but lifts youth to see their possibilities. A young married couple is ideal for speakers.
- Plan and promote with proper timing, few will come back if you organize a so-so event. Use the opportunity to invite boys to Conquest.
- You need to understand what is meant by group dating: this means a mixed-group of friends go out for fun and to socialize. Guys and girls can talk one on one but avoid breaking off in ways that can lead to temptation.

## CONTINGENCY PLAN

- Do "Save the Date" as an all-guys talk. This allows the speaker to be a lot harder hitting for guys and really explain their role in courtship. This will likely have a much lower turnout as having girls, but there is a big draw for guys beyond the obvious fact that half the audience is eliminated by default. It may be hard to do the optional "Clean Date" after a guys only event.
- Have a similar talk on another relevant subject for your friends and classmates.
- Have a different order to the "Clean Date", the "Guy's Night Out" and "Save the Date" with a speaker.
- Organize swing dance lessons and a swing dance. Work points about courting properly and respect for the other gender into the lessons. Square dancing, line dancing and two-step could also be taught depending on the social environment where you live.

## WEEK# 1

# WHAT DOES GOD DO?

This section is meant to be a guide to help you prepare the activity for your team

## PREP and PLANNING FOR THE WEEKLY ACTIVITY

### NEED WE ARE RESPONDING TO:

I need to discover a new relationship with God.

### CONVICTIONS & DECISIONS TO REACH IN THE ACTIVITY:

Christ loves me and calls me to a long-lasting friendship with him. I will always be faithful to Christ.

### WHAT IS THE ANSWER TO THE QUESTION?

God exists and he can do anything. He is powerful and loving and active in our lives. Jesus tells us in the gospel that everything is possible with God and the saints show us how God's hand leads us in life.

### MAIN IDEAS:

These ideas will help you answer the question of the week.

1. God exists. Existence of the universe is one of the proofs of the existence of God. Where has everything around me come from? Based on our observation of movement and change, the passing nature of things, and the beauty of the world, we can derive that God is the origin of the universe. Based on our openness to the truth and to beauty, our sense of moral goodness, our freedom, the voice of our conscience, and our desire for happiness, we know that we did not create ourselves. There is someone greater.
2. What is God like? What does he do? God the eternal being (he always has been, is, and always will be). God is the almighty being (he can do anything). God is the creator (always creating...). God is good and all loving (everything he does is done out of love). God is the truth (he does not deceive, he does not lie.) God is beauty, since all the beauty around us comes from him. Every creature that exists in the world exists because God loves it and cares for it.
3. Sir Isaac Newton was with a friend who did not believe in God. He showed him his watch. After appreciating the perfection with which it was made, his friend asked him who the watchmaker was. "No one made it. It just happened to be a product of nature." His friend said, "Impossible! Someone had to have made it." Newton replied, "If you believe that no one has created the universe, you might as well believe that no one made this."

**PREP & PLAN  
BEFORE ACTIVITY**





**#9: What does God show us about himself when he sends his Son to us?** God shows us in Jesus Christ the full depth of his merciful love. Through Jesus Christ the invisible God becomes visible. He becomes a man like us. This shows us how far God's love goes: He bears our whole burden. He walks every path with us. He is there in our abandonment, our sufferings, our fear of death. He is there when we can go no farther, so as to open up for us the door leading into life.

**#44: Who created the world?** God alone, who is beyond time and space, created the world out of nothing and called all things into being. Everything that exists depends on God and continues in being only because God wills it to be. The creation of the world is, so to speak, a “community project” of the Trinitarian God. The Father is the Creator, the Almighty. The Son is the meaning and heart of the world: “All things were created through him and for him” (Col 1:16). We find out what the world is good for only when we come to know Christ and understand that the world is heading for a destination: the truth, goodness, and beauty of the Lord. The Holy Spirit holds everything together; he is the one “that gives life” (Jn 6:63).

**#48: Why did God create the world?** “The world was made for the glory of God” (First Vatican Council). There is no other reason for creation than love. In it God’s glory and honor appears. To praise God, therefore, does not mean applauding the Creator. After all, man is not a spectator to the work of creation. For him, “praising” God means being grateful for his own existence together with all creation.

**HOW WOULD YOU SUMMARIZE THE ANSWER AND MAIN IDEAS  
IN YOUR OWN WORDS?**

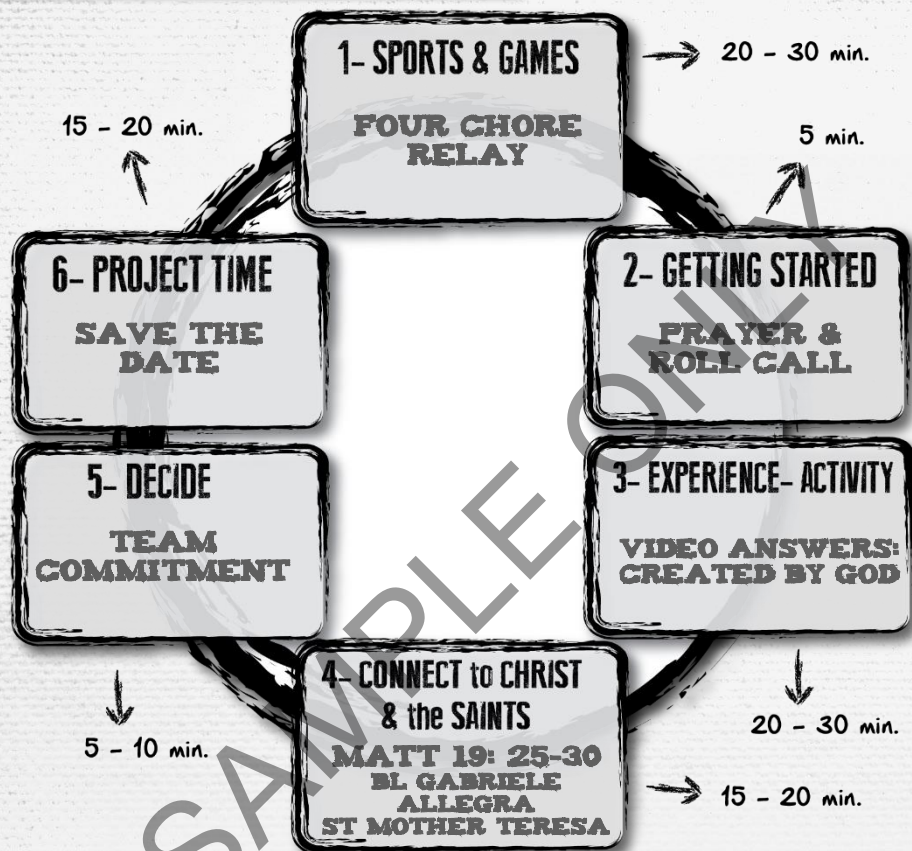
## BEFORE ACTIVITY



## WEEK# 1

# WHAT DOES GOD DO?

## WEEK 1 MEETING AT A GLANCE



### WHAT IS ON THE TEAM LEADER ONLINE RESOURCE CENTER FOR THIS WEEK?

- FILE: HS-1 ser3 wk 1 - Meeting\_Guide.pdf
- FILE: HS-1 ser3 wk 1 - Four Chore Relay.pdf
- VIDEO: HS-1 ser3 wk1 -3 Minute Philosophy - St. Thomas Aquinas
- VIDEO: HS-1 ser3 wk1 - Earth-Official Movie Trailer
- VIDEO: HS-1 ser3 wk1 - Oceans "Exploring Oceans"

### MATERIALS YOU WILL NEED:

- ✓ A computer or tablet to show videos
- ✓ Four Chore Relay:
- ✓ Four Chore Cards printed out from the Team Leader Resource Center online.
- ✓ 2 buckets filled with crunched up newspapers
- ✓ A few containers of Play-doh.
- ✓ Coupons (any) clipped from newspapers (one for each member)
- ✓ Long and round balloons.
- ✓ Valentine station supplies (blank cards and markers)



## PREP & PLAN

## BEFORE THE ACTIVITY





# SPORTS & GAMES

## FOUR CHORE RELAY



### CHECK IT OUT:

This relay race will help the team to better understand all that God does that we are unaware of.

### MAKE IT HAPPEN:

Split the team into 2 groups and set up 4 stations. Each member of the team has to complete all 4 stations and when they are done they tag the next member of their team who needs to complete the 4 stations. The team that finishes first should be given a prize.



**Station 1: Clay creations (God Creates)** Have a stack of the Four Chore Cards (printed and cut ahead of time) on the table with a name of a creature or plant that the members need to make out of Play-doh. Once completed they can go to the next station with their creation in hand.



**Station 2: Coupon Find (God saves & redeems)** Fill 2 buckets up with Styrofoam packing peanuts, or crunched up newspaper and mix in the bucket coupons clipped from a newspaper – at least one for each member. They need to find a coupon in the bucket. Then they can move to the next station.



**Station 3: Balloon Building (God sustains us)** Each person needs to blow 1 long balloon and 2 round balloons and tie it together to make it look like a bar bell weight.



**Station 4: Be My Valentine (God loves us)** They need to simply make a valentines day card out of paper, markers and scissors. The key is it need to be cut into a heart shape and at least a few words written on it. Once complete they can tag the next person.



### WRAP IT UP:

Ask the team if they can figure out what each of the stations have to do with the question of the week and what God does for us? The 4 things are that God CREATES, SAVES, SUSTAINS and LOVES each person in the world. Let's talk about creating – how hard was it to make a tree or bird out of Play-doh? Think of how complex every animal, plant and human being is that God created. What about the coupon station? That represented how God saves us and redeems us. He searches for each person to bring them closer to him. What about the balloons? God sustains us and gives us our life. Each breath we take is all thanks to him. He fills us with strength. The last station is obvious - God loves us. Everyday he sends us signs of his love. How hard was it for you to do those 4 things at the same time? What if you were told that we needed to do that 100 times? Or 1000 times? What about 7 billion times in one day? Do you know how many people are in the world? (Find the up to date world population here: <http://www.worldometers.info/world-population/>). There are over 7 billion people today alive in the world. God takes care of each one of us each day like we are the only person on this planet. God is not super busy, he is all powerful.



2 3 4 5 6



# WHAT DOES GOD DO?

## 2 GETTING STARTED

### ROLL CALL

List each member in attendance, and record a check mark if they brought their Conquest Member Book and are wearing their T-shirt

#### NAMES



NAMES	Book	T-shirt

### OPENING PRAYER

Ask a team member to lead the opening prayer (Invocation of the Holy Spirit) in the Conquest Member book. Ask the boys if they have any special intentions.


## 3 EXPERIENCE: VIDEO ANSWERS

### VIDEO



### ANSWERS

Watch the videos on the Conquest Team Leader Online Resource Center which touch on the topic of the week. You can choose the ones that you think would best reach your team. After watching the videos, get their feedback and how they think the videos relate to the question of the week.



VIDEO #1: 3 Minute Philosophy – St. Thomas Aquinas

VIDEO #2: Earth-Official Movie Trailer

VIDEO #3: Oceans “Exploring Oceans”



**GOSPEL READING: NOTHING IMPOSSIBLE****MATTHEW 19: 25-30**

When the disciples heard this, they were greatly astonished and said, “Who then can be saved?” Jesus looked at them and said, “For human beings this is impossible, but for God all things are possible.” Then Peter said to him in reply, “We have given up everything and followed you. What will there be for us?” Jesus said to them, “Amen, I say to you that you who have followed me, in the new age, when the Son of Man is seated on his throne of glory, will yourselves sit on twelve thrones, judging the twelve tribes of Israel. And everyone who has given up houses or brothers or sisters or father or mother or children or lands for the sake of my name will receive a hundred times more, and will inherit eternal life. But many who are first will be last, and the last will be first.”

**GOSPEL INSIGHTS:**

There are two places in the four gospels where it speaks that nothing is impossible for God. One is this passage and the other in Luke 1 when the angel appears to Mary to tell her she will be the mother of God. It is the moment when Mary says yes to follow God’s plan and the angel tells her not to worry, because nothing is impossible for God. In a similar way here, Peter is a little concerned because Jesus has just said that it will be hard to get into heaven if you are attached to material things. The apostles ask Jesus how they can be saved because most of us in some way or another are attached to things here on earth and Jesus tells them that nothing is impossible for God. He is telling them (and us) that we need to ask God for his help and grace to get through this life. We can’t get to heaven without having God in the first place in our lives and asking him for help. God wants us to rely on him. Jesus is telling his apostles here to not worry because anything you have given up for God, you will receive a reward for being generous and doing that. God is loving and is just. This passage tells us a lot about his heart. He is merciful and will help us get to heaven. He will repay all good deeds and we need to trust in his mercy.

**REFLECTION QUESTIONS TO TALK ABOUT:**

- What are the apostles talking about when they tell Christ it is impossible?
- Why do you think Christ tells them that it is impossible for man to do this by himself?
- Why would God make this possible?
- What kind of things did Jesus prove to his disciples that were only possible with God?
- What makes us doubt that ALL things are possible with God? How should that change our lives?

**HOW DID CHRIST HELP US ANSWER THIS WEEK’S QUESTION IN THIS PASSAGE?**

Christ answers this question by telling us about his Father and that God is very merciful and powerful. He tells us about God’s main priority: making sure we get to heaven. Jesus cared about his more than anything else and that is why he died for us on the cross.



WEEK# 1

# WHAT DOES GOD DO?

## 4<sup>S</sup> CONNECT: TO OTHERS: Saints & Inspirational Stories

### BLESSED GABRIELE ALLEGRA



Blessed Gabriele Allegra was a Franciscan Friar. He is best known for doing the first complete translation of the Catholic Bible into the Chinese language. He was born in 1907 in Italy. He entered the Franciscan seminary and studied to become a priest. At the age of 21, he was inspired to translate the Bible into Chinese. This became a task that took the next 40 years of his life. He was ordained a priest in 1930 and soon thereafter sailed for mainland China where he started to learn Chinese. With the help of his Chinese teacher he prepared a first draft of the translation of the Bible around 1937. He had to return to Italy for three years

where he continued his studies in biblical languages. In 1940 he left Italy again and sailed from San Francisco for Japan on his way to China. He attempted to return to China again, but the Second Sino-Japanese War had already started and he was forced to go further north to Beijing instead. This had an unfortunate side-effect in that during his trip through the Japanese-occupied territories, he lost his only copy of the draft of the translation of the Bible that had taken him seven years to complete. So he had to start the translation effort from scratch. Because Allegra was an Italian citizen, the Japanese occupiers of China did not hold him for long, and he could continue his translation work. As of 1942, he became actively involved in assisting other missionaries to survive in the Japanese internment camp in northern China, and managed to obtain the release of several prisoners. Allegra organized a team of Chinese Franciscan friars to work with him on the translation of the Bible. But as the Chinese Civil War ended, the Chinese Communist Party took over China and Allegra and his team had to leave for Hong Kong. Over the next 12 years he released pieces of the translated bible and on Christmas day in 1968 witnessed the culmination of his 40 year effort with the first publication of the one-volume Chinese Bible. He chose to work in the Orient to the end of his life. He was known for working too hard, often resulting in the deterioration of his health. He took time to help the poor and the sick, particularly the lepers. He used to spend many of his holidays (often also Christmas and Easter) with them. He was beatified in 2012.

1 2 3 4 5 6

CONNECT TO CHRIST



Remember – the goal of this moment is to help the boys realize that they are not the only ones who have dealt with this question. Share the story of the saint or other inspirational story.

## TESTIMONY OF WORKING WITH SAINT MOTHER TERESA



I was just 18 years old, thirsty to discover what real spirituality meant, as I travelled on my own from Germany to Mother Teresa in Calcutta, India. For many years I had wanted to work with Mother Teresa in the slums. What I saw when I arrived shook me. Everywhere on the sides of the streets people lay sleeping only covered with ragged loincloths, some were washing themselves in muddy rain puddles. Many were skinny to the bones. Some were severely crippled. They had nothing. As I walked into the nunnery my heart was pounding. I went up the stairs toward the prayer chapel and met a small woman. I asked her where I could find Mother Teresa. She held out her hands in a motion telling me that she was Mother Teresa, and I burst into tears. With a warm smile she simply said: "Welcome. It's me." Her obvious love, simplicity and purity touched me deeply. For several months I worked alongside the joyous nuns and Mother Teresa. Every day we went to the slums to offer food and medicine. I saw that even though these people had nothing, they shared their little bit of rice with each other. They were there for one another and had faith. The hunger and illnesses had left marks on their faces, yet their eyes shone with an inexplicable joy. A little 5 year-old girl in the orphanage where I worked offered Mother Teresa her only toy to take to the children in the slums. I could see how precious this doll was to her and yet how happy she looked to be able to offer her gift. Mother Teresa always said that what matters is how much love is put into the giving. That is where joy is found. The sisters tended so lovingly and respectfully to the ones close to death. They felt loved, may be for the first time in their lives. I remember, praying beside Mother Teresa in her small chapel, when she said to me as if answering my unspoken question: "Christ is in everyone. In serving the poor we love, feed, wash, and clothe him. In giving love we are loved. Treat everyone like you would treat Christ." There was a handwritten paper pinned on the wall of the chapel, which read: "When I was homeless you opened your doors. When I was naked you gave me your coat. When I was in prison, you came to my cell. When I was lonely, you gave me your love. Searching for kindness you held out your hand. When I was happy, you shared your joy." This humble and strong woman had changed my life. Her life of true compassion can speak to all of us with a profound and universal message: to simply act from love every moment of our lives.



**WEEK# 1**

# WHAT DOES GOD DO?

## **5** DECIDE: TEAM COMMITMENT

### TEAM REVIEW OF LAST WEEK'S COMMITMENT

WHAT WAS THE Q & A FROM LAST WEEK? >>>

WHAT WAS OUR COMMITMENT FROM LAST WEEK? >>>

HOW DID WE ALL FULFILL THE COMMITMENT FROM LAST WEEK?

Every team member should indicate how well they did in fulfilling their commitments over the past week with a thumbs up, to the side, or down. The Team Leader should track each result by placing an "x" under the appropriate thumb symbol, then circle the hand with the most marks to indicate how well they performed their commitments as a team.



### THIS WEEK'S TEAM COMMITMENT

Lead your team to come to a decision to live their lives differently after this activity...

WHAT WAS THE QUESTION WE STARTED OUT WITH?

What does God do?



WHAT DID WE FIND OUT? WHAT WAS OUR ANSWER?

God exists and he can do anything. He is powerful and loving and active in our lives. Jesus tells us in the gospel that everything is possible with God and the saints show us how God's hand leads us in life.

### SUGGESTIONS FOR PERSONAL COMMITMENTS:

Every day I have the opportunity to see God's hand in creation and in people around me.

WHAT IS SOMETHING WE CAN WORK ON TOGETHER AS A TEAM AND PUT THIS INTO PRACTICE?

We can all commit to thanking God in a special way each day in the next week for all he does for us.

1 2 3 4 **5** 6

**DECIDE: COMMITMENT**



## >>> OUR TEAM COMMITMENT FOR THIS WEEK:

---



---



---



---



6

## PROJECT PLANNING & WORK

### THIS WEEK'S PROJECT ACTION ITEMS

WHO	ACTION ITEM	NOTES
	<b>Check Up:</b> the boys on the team need to ensure they always treat girls respectfully. Nobody will believe them if they do not.	
	<b>Set the Date:</b> The boys need to determine a location and date for the main event. They should also confirm speaker(s) and plan food and beverages.	

## REMEMBER the VIRTUE >>> OF THE MONTH <<<

**SEPTEMBER: LOYALTY**  
**OCTOBER: FAITH**

Review the Conquest Member Calendar and remind all members of the particular Virtue of the Month. Discuss with the team how they can conquer this virtue this month and work on ways of living the virtue each and every day. Make sure they take notes in their Conquest Member Book and all commit to working on this virtue.

## WRAP UP & CLOSING PRAYER

V: We give you thanks Almighty God for all your gifts, living and reigning now and forever.  
R: Amen.  
V: Christ our King!  
R: Thy Kingdom come!  
V: Mary Most Pure, Queen of the Family!  
R: Pray for us!

1 2 3 4 5



PROJECT WORK & WRAP UP