



CONQUEST

7TH & 8TH GRADE
WEEKLY ACTIVITY

Instructions: Print out Marian Airplane Answers for the team leader and the Marian Airplane Sheets for the teams. .



Marian Airplanes Answers for team leader

What Catholics DO believe about Mary	What Catholics DO NOT believe about Mary
God wanted Jesus to have a human mother	Catholics worship mary
Mary is the mother of god	The hail mary is the only prayer to mary
Mary is the immaculate conception, preserved from original sin	Mary was in her forties when she became Jesus' mother
Mary intercedes for us in heaven	Jesus did not obey mary and joseph
Mary was assumed body and soul into heaven	Mary never saw jesus after he was 18
Mary is our heavenly mother	Catholics have to wear rosaries around their neck to go to heaven
Mary can help us by praying to her	Pictures of mary have special magical powers
Mary has appeared to people over the centuries	Mary had other children besides jesus
The angel Gabriel appeared to Mary at the annunciation	Mary died in spain and is buried there
Mary visited her cousin elizabeth when she was pregnant with Jesus	Catholics must believe all apparitions of mary to people
the rosary is a powerful prayer	Mary was a carpenter's daughter
Mary was at the foot of the cross	Mary performed miracles



CONQUEST

7TH & 8TH GRADE WEEKLY ACTIVITY




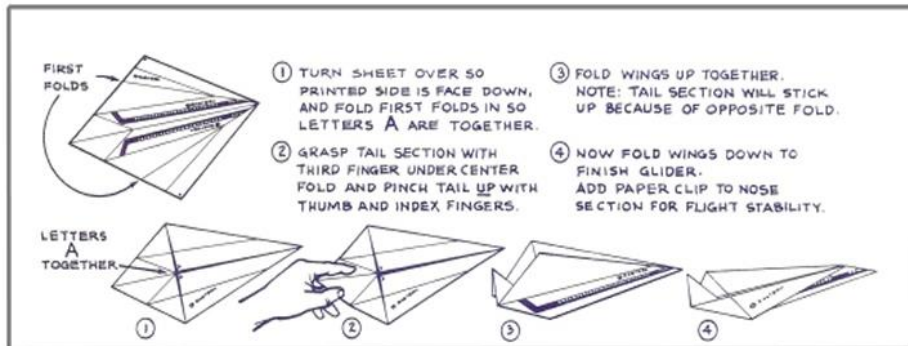
What Catholics DO believe about Mary	What Catholics DO NOT believe about Mary
Jesus lived with Mary for 30 years in nazareth	Mary went to rome to teach the faith
Mary gave birth to jesus in bethlehem in a stable	Mary never forgave the apostles for leaving jesus at the cross
Mary traveled to egypt with joseph to protect Jesus from herod	The miraculous medal of mary gives you power to do miracles
Mary encouraged jesus to perform his first miracle at the wedding at cana	Mary was human like all of us and she sinned and made mistakes
Mary was with the apostles when the holy spirit came upon them in pentecost	Mary knew what was going to happen all throughout her life. It was not hard to say yes to god.
Mary is queen of heaven and earth	Our lady of guadalupe is an image of mary that appeared on a bishop's wall in mexico
Our lady appeared in fatima to 3 children	Our lady of lourdes is an apparition where mary appeared to 5 small children and their dog
Our lady appeared to bernadette in lourdes	Our lady of fatima is when mary appeared to a farmer
Simeon told mary a sword would pierce her heart at the presentation of jesus in the temple	Mary expected the wisemen and angels to visit her in the stable
Jesus was lost for three days when he was twelve and mary found him in the temple	Mary is equal to god
Our lady of guadalupe appeared to juan diego in mexico	Mary did not really like joseph
Our lady's parents were anne and joachim	Mary and joseph were wealthy people in nazareth. They were never poor
Mary was married to joseph and together they raised jesus	Mary's brother was peter



CONQUEST

7TH & 8TH GRADE
WEEKLY ACTIVITY

Marian Airplanes with instructions



FIRST
FOLDS

LETTERS
A
TOGETHER

① TURN SHEET OVER SO
PRINTED SIDE IS FACE DOWN,
AND FOLD FIRST FOLDS IN SO
LETTERS A ARE TOGETHER.

② GRASP TAIL SECTION WITH
THIRD FINGER UNDER CENTER
FOLD AND PINCH TAIL UP WITH
THUMB AND INDEX FINGERS.

③ FOLD WINGS UP TOGETHER.
NOTE: TAIL SECTION WILL STICK
UP BECAUSE OF OPPOSITE FOLD.

④ NOW FOLD WINGS DOWN TO
FINISH GLIDER.
ADD PAPER CLIP TO NOSE
SECTION FOR FLIGHT STABILITY.

①

②

③

④



MARIAN AIRLINES

MARIAN AIRLINES

Jesus lived with Mary for 30 years
in nazareth

WE TAKE YOUR PRAYERS TO THE HIEGHTS

FIRST
FOLDS

LETTERS
A
TOGETHER

① TURN SHEET OVER SO
PRINTED SIDE IS FACE DOWN,
AND FOLD FIRST FOLDS IN SO
LETTERS A ARE TOGETHER.

② GRASP TAIL SECTION WITH
THIRD FINGER UNDER CENTER
FOLD AND PINCH TAIL UP WITH
THUMB AND INDEX FINGERS.

③ FOLD WINGS UP TOGETHER.
NOTE: TAIL SECTION WILL STICK
UP BECAUSE OF OPPOSITE FOLD.

④ NOW FOLD WINGS DOWN TO
FINISH GLIDER.
ADD PAPER CLIP TO NOSE
SECTION FOR FLIGHT STABILITY.

①

②

③

④



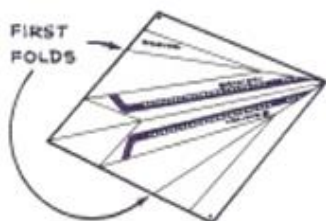
MARIAN AIRLINES

MARIAN AIRLINES

Mary gave birth to Jesus in
Bethlehem in a stable

WE TAKE YOUR PRAYERS TO THE HEIGHTS

FIRST
FOLDS



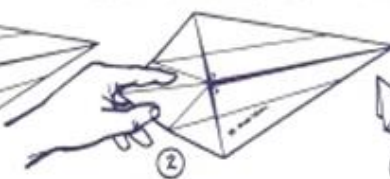
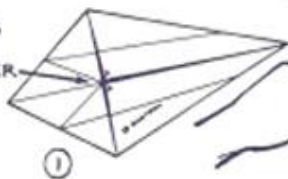
① TURN SHEET OVER SO
PRINTED SIDE IS FACE DOWN,
AND FOLD FIRST FOLDS IN SO
LETTERS **A** ARE TOGETHER.

② GRASP TAIL SECTION WITH
THIRD FINGER UNDER CENTER
FOLD AND PINCH TAIL UP WITH
THUMB AND INDEX FINGERS.

③ FOLD WINGS UP TOGETHER.
NOTE: TAIL SECTION WILL STICK
UP BECAUSE OF OPPOSITE FOLD.

④ NOW FOLD WINGS DOWN TO
FINISH GLIDER.
ADD PAPER CLIP TO NOSE
SECTION FOR FLIGHT STABILITY.

LETTERS
A
TOGETHER



MARIAN AIRLINES

MARIAN AIRLINES

Mary traveled to egypt with
joseph to protect Jesus from
herod

WE TAKE YOUR PRAYERS TO THE HIEGHTS

FIRST
FOLDS

LETTERS
A
TOGETHER

① TURN SHEET OVER SO
PRINTED SIDE IS FACE DOWN,
AND FOLD FIRST FOLDS IN SO
LETTERS A ARE TOGETHER.

② GRASP TAIL SECTION WITH
THIRD FINGER UNDER CENTER
FOLD AND PINCH TAIL UP WITH
THUMB AND INDEX FINGERS.

③ FOLD WINGS UP TOGETHER.
NOTE: TAIL SECTION WILL STICK
UP BECAUSE OF OPPOSITE FOLD.

④ NOW FOLD WINGS DOWN TO
FINISH GLIDER.
ADD PAPER CLIP TO NOSE
SECTION FOR FLIGHT STABILITY.

①

②

③

④



MARIAN AIRLINES

MARIAN AIRLINES

Mary encouraged Jesus to perform his
first miracle at the wedding at Cana

WE TAKE YOUR PRAYERS TO THE HEIGHTS

FIRST
FOLDS

LETTERS
A
TOGETHER

① TURN SHEET OVER SO
PRINTED SIDE IS FACE DOWN,
AND FOLD FIRST FOLDS IN SO
LETTERS A ARE TOGETHER.

② GRASP TAIL SECTION WITH
THIRD FINGER UNDER CENTER
FOLD AND PINCH TAIL UP WITH
THUMB AND INDEX FINGERS.

③ FOLD WINGS UP TOGETHER.
NOTE: TAIL SECTION WILL STICK
UP BECAUSE OF OPPOSITE FOLD.

④ NOW FOLD WINGS DOWN TO
FINISH GLIDER.
ADD PAPER CLIP TO NOSE
SECTION FOR FLIGHT STABILITY.

①

②

③

④



MARIAN AIRLINES

MARIAN AIRLINES

Mary was with the apostles when the
holy spirit came upon them in
pentecost

WE TAKE YOUR PRAYERS TO THE HIEGHTS

FIRST
FOLDS

LETTERS
A
TOGETHER

① TURN SHEET OVER SO
PRINTED SIDE IS FACE DOWN,
AND FOLD FIRST FOLDS IN SO
LETTERS A ARE TOGETHER.

② GRASP TAIL SECTION WITH
THIRD FINGER UNDER CENTER
FOLD AND PINCH TAIL UP WITH
THUMB AND INDEX FINGERS.

③ FOLD WINGS UP TOGETHER.
NOTE: TAIL SECTION WILL STICK
UP BECAUSE OF OPPOSITE FOLD.

④ NOW FOLD WINGS DOWN TO
FINISH GLIDER.
ADD PAPER CLIP TO NOSE
SECTION FOR FLIGHT STABILITY.

①

②

③

④



MARIAN AIRLINES

MARIAN AIRLINES

Mary is queen of heaven
and earth

WE TAKE YOUR PRAYERS TO THE HIEGHTS

FIRST
FOLDS

LETTERS
A
TOGETHER

① TURN SHEET OVER SO
PRINTED SIDE IS FACE DOWN,
AND FOLD FIRST FOLDS IN SO
LETTERS A ARE TOGETHER.

② GRASP TAIL SECTION WITH
THIRD FINGER UNDER CENTER
FOLD AND PINCH TAIL UP WITH
THUMB AND INDEX FINGERS.

③ FOLD WINGS UP TOGETHER.
NOTE: TAIL SECTION WILL STICK
UP BECAUSE OF OPPOSITE FOLD.

④ NOW FOLD WINGS DOWN TO
FINISH GLIDER.
ADD PAPER CLIP TO NOSE
SECTION FOR FLIGHT STABILITY.

①

②

③

④



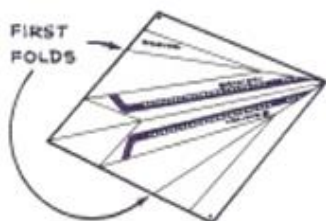
MARIAN AIRLINES

MARIAN AIRLINES

Our lady appeared in fatima
to 3 children

WE TAKE YOUR PRAYERS TO THE HIEGHTS

FIRST
FOLDS



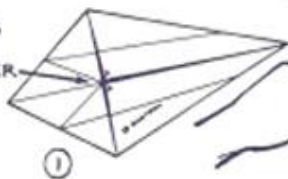
① TURN SHEET OVER SO
PRINTED SIDE IS FACE DOWN,
AND FOLD FIRST FOLDS IN SO
LETTERS **A** ARE TOGETHER.

② GRASP TAIL SECTION WITH
THIRD FINGER UNDER CENTER
FOLD AND PINCH TAIL UP WITH
THUMB AND INDEX FINGERS.

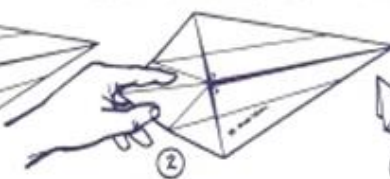
③ FOLD WINGS UP TOGETHER.
NOTE: TAIL SECTION WILL STICK
UP BECAUSE OF OPPOSITE FOLD.

④ NOW FOLD WINGS DOWN TO
FINISH GLIDER.
ADD PAPER CLIP TO NOSE
SECTION FOR FLIGHT STABILITY.

LETTERS
A
TOGETHER.



①



②



③



④



MARIAN AIRLINES

MARIAN AIRLINES

Our lady appeared to
bernadette in lourdes

WE TAKE YOUR PRAYERS TO THE HIEGHTS

FIRST
FOLDS

LETTERS
A
TOGETHER

① TURN SHEET OVER SO
PRINTED SIDE IS FACE DOWN,
AND FOLD FIRST FOLDS IN SO
LETTERS A ARE TOGETHER.

② GRASP TAIL SECTION WITH
THIRD FINGER UNDER CENTER
FOLD AND PINCH TAIL UP WITH
THUMB AND INDEX FINGERS.

③ FOLD WINGS UP TOGETHER.
NOTE: TAIL SECTION WILL STICK
UP BECAUSE OF OPPOSITE FOLD.

④ NOW FOLD WINGS DOWN TO
FINISH GLIDER.
ADD PAPER CLIP TO NOSE
SECTION FOR FLIGHT STABILITY.

①

②

③

④



MARIAN AIRLINES

MARIAN AIRLINES

Simeon told mary a sword would pierce her
heart at the presentation of jesus in the
temple

WE TAKE YOUR PRAYERS TO THE HIEGHTS

FIRST
FOLDS

LETTERS
A
TOGETHER

① TURN SHEET OVER SO
PRINTED SIDE IS FACE DOWN,
AND FOLD FIRST FOLDS IN SO
LETTERS A ARE TOGETHER.

② GRASP TAIL SECTION WITH
THIRD FINGER UNDER CENTER
FOLD AND PINCH TAIL UP WITH
THUMB AND INDEX FINGERS.

③ FOLD WINGS UP TOGETHER.
NOTE: TAIL SECTION WILL STICK
UP BECAUSE OF OPPOSITE FOLD.

④ NOW FOLD WINGS DOWN TO
FINISH GLIDER.
ADD PAPER CLIP TO NOSE
SECTION FOR FLIGHT STABILITY.

①

②

③

④



MARIAN AIRLINES

MARIAN AIRLINES

Jesus was lost for three days when he was
twelve and mary found him in the temple

WE TAKE YOUR PRAYERS TO THE HIEGHTS

FIRST
FOLDS

LETTERS
A
TOGETHER

① TURN SHEET OVER SO
PRINTED SIDE IS FACE DOWN,
AND FOLD FIRST FOLDS IN SO
LETTERS A ARE TOGETHER.

② GRASP TAIL SECTION WITH
THIRD FINGER UNDER CENTER
FOLD AND PINCH TAIL UP WITH
THUMB AND INDEX FINGERS.

③ FOLD WINGS UP TOGETHER.
NOTE: TAIL SECTION WILL STICK
UP BECAUSE OF OPPOSITE FOLD.

④ NOW FOLD WINGS DOWN TO
FINISH GLIDER.
ADD PAPER CLIP TO NOSE
SECTION FOR FLIGHT STABILITY.

①

②

③

④



MARIAN AIRLINES

MARIAN AIRLINES

Mary visited her cousin elizabeth when she
was pregnant with Jesus

WE TAKE YOUR PRAYERS TO THE HIEGHTS

FIRST
FOLDS

LETTERS
A
TOGETHER

① TURN SHEET OVER SO
PRINTED SIDE IS FACE DOWN,
AND FOLD FIRST FOLDS IN SO
LETTERS A ARE TOGETHER.

② GRASP TAIL SECTION WITH
THIRD FINGER UNDER CENTER
FOLD AND PINCH TAIL UP WITH
THUMB AND INDEX FINGERS.

③ FOLD WINGS UP TOGETHER.
NOTE: TAIL SECTION WILL STICK
UP BECAUSE OF OPPOSITE FOLD.

④ NOW FOLD WINGS DOWN TO
FINISH GLIDER.
ADD PAPER CLIP TO NOSE
SECTION FOR FLIGHT STABILITY.

①

②

③

④



MARIAN AIRLINES

MARIAN AIRLINES

Mary is the immaculate conception,
preserved from original sin

WE TAKE YOUR PRAYERS TO THE HIEGHTS

FIRST
FOLDS

LETTERS
A
TOGETHER

① TURN SHEET OVER SO
PRINTED SIDE IS FACE DOWN,
AND FOLD FIRST FOLDS IN SO
LETTERS A ARE TOGETHER.

② GRASP TAIL SECTION WITH
THIRD FINGER UNDER CENTER
FOLD AND PINCH TAIL UP WITH
THUMB AND INDEX FINGERS.

③ FOLD WINGS UP TOGETHER.
NOTE: TAIL SECTION WILL STICK
UP BECAUSE OF OPPOSITE FOLD.

④ NOW FOLD WINGS DOWN TO
FINISH GLIDER.
ADD PAPER CLIP TO NOSE
SECTION FOR FLIGHT STABILITY.

①

②

③

④



MARIAN AIRLINES

MARIAN AIRLINES

Catholics have to wear rosaries around their
neck to go to heaven

WE TAKE YOUR PRAYERS TO THE HIEGHTS

FIRST
FOLDS

LETTERS
A
TOGETHER

① TURN SHEET OVER SO
PRINTED SIDE IS FACE DOWN,
AND FOLD FIRST FOLDS IN SO
LETTERS A ARE TOGETHER.

② GRASP TAIL SECTION WITH
THIRD FINGER UNDER CENTER
FOLD AND PINCH TAIL UP WITH
THUMB AND INDEX FINGERS.

③ FOLD WINGS UP TOGETHER.
NOTE: TAIL SECTION WILL STICK
UP BECAUSE OF OPPOSITE FOLD.

④ NOW FOLD WINGS DOWN TO
FINISH GLIDER.
ADD PAPER CLIP TO NOSE
SECTION FOR FLIGHT STABILITY.

①

②

③

④



MARIAN AIRLINES

MARIAN AIRLINES

Our lady of lourdes is an apparition where
mary appeared to 5 small children and their
dog

WE TAKE YOUR PRAYERS TO THE HIEGHTS

FIRST
FOLDS

LETTERS
A
TOGETHER

① TURN SHEET OVER SO
PRINTED SIDE IS FACE DOWN,
AND FOLD FIRST FOLDS IN SO
LETTERS A ARE TOGETHER.

② GRASP TAIL SECTION WITH
THIRD FINGER UNDER CENTER
FOLD AND PINCH TAIL UP WITH
THUMB AND INDEX FINGERS.

③ FOLD WINGS UP TOGETHER.
NOTE: TAIL SECTION WILL STICK
UP BECAUSE OF OPPOSITE FOLD.

④ NOW FOLD WINGS DOWN TO
FINISH GLIDER.
ADD PAPER CLIP TO NOSE
SECTION FOR FLIGHT STABILITY.

①

②

③

④



MARIAN AIRLINES

MARIAN AIRLINES

Our lady of guadalupe is an image of mary
that appeared on a bishop's wall in mexico

WE TAKE YOUR PRAYERS TO THE HIEGHTS

FIRST
FOLDS

LETTERS
A
TOGETHER

① TURN SHEET OVER SO
PRINTED SIDE IS FACE DOWN,
AND FOLD FIRST FOLDS IN SO
LETTERS A ARE TOGETHER.

② GRASP TAIL SECTION WITH
THIRD FINGER UNDER CENTER
FOLD AND PINCH TAIL UP WITH
THUMB AND INDEX FINGERS.

③ FOLD WINGS UP TOGETHER.
NOTE: TAIL SECTION WILL STICK
UP BECAUSE OF OPPOSITE FOLD.

④ NOW FOLD WINGS DOWN TO
FINISH GLIDER.
ADD PAPER CLIP TO NOSE
SECTION FOR FLIGHT STABILITY.

①

②

③

④



MARIAN AIRLINES

MARIAN AIRLINES

Mary knew what was going to happen all
throughout her life. It was not hard to say yes
to god.

WE TAKE YOUR PRAYERS TO THE HIEGHTS

FIRST
FOLDS

LETTERS
A
TOGETHER

① TURN SHEET OVER SO
PRINTED SIDE IS FACE DOWN,
AND FOLD FIRST FOLDS IN SO
LETTERS A ARE TOGETHER.

② GRASP TAIL SECTION WITH
THIRD FINGER UNDER CENTER
FOLD AND PINCH TAIL UP WITH
THUMB AND INDEX FINGERS.

③ FOLD WINGS UP TOGETHER.
NOTE: TAIL SECTION WILL STICK
UP BECAUSE OF OPPOSITE FOLD.

④ NOW FOLD WINGS DOWN TO
FINISH GLIDER.
ADD PAPER CLIP TO NOSE
SECTION FOR FLIGHT STABILITY.

①

②

③

④



MARIAN AIRLINES

MARIAN AIRLINES

Mary never forgave the apostles for leaving
jesus at the cross

WE TAKE YOUR PRAYERS TO THE HIEGHTS

FIRST
FOLDS

LETTERS
A
TOGETHER

① TURN SHEET OVER SO
PRINTED SIDE IS FACE DOWN,
AND FOLD FIRST FOLDS IN SO
LETTERS A ARE TOGETHER.

② GRASP TAIL SECTION WITH
THIRD FINGER UNDER CENTER
FOLD AND PINCH TAIL UP WITH
THUMB AND INDEX FINGERS.

③ FOLD WINGS UP TOGETHER.
NOTE: TAIL SECTION WILL STICK
UP BECAUSE OF OPPOSITE FOLD.

④ NOW FOLD WINGS DOWN TO
FINISH GLIDER.
ADD PAPER CLIP TO NOSE
SECTION FOR FLIGHT STABILITY.

①

②

③

④



MARIAN AIRLINES

MARIAN AIRLINES

The miraculous medal of mary gives you
power to do miracles

WE TAKE YOUR PRAYERS TO THE HIEGHTS

FIRST
FOLDS

LETTERS
A
TOGETHER

① TURN SHEET OVER SO
PRINTED SIDE IS FACE DOWN,
AND FOLD FIRST FOLDS IN SO
LETTERS A ARE TOGETHER.

② GRASP TAIL SECTION WITH
THIRD FINGER UNDER CENTER
FOLD AND PINCH TAIL UP WITH
THUMB AND INDEX FINGERS.

③ FOLD WINGS UP TOGETHER.
NOTE: TAIL SECTION WILL STICK
UP BECAUSE OF OPPOSITE FOLD.

④ NOW FOLD WINGS DOWN TO
FINISH GLIDER.
ADD PAPER CLIP TO NOSE
SECTION FOR FLIGHT STABILITY.

①

②

③

④



MARIAN AIRLINES

MARIAN AIRLINES

Mary expected the wisemen and angels to
visit her in the stable

WE TAKE YOUR PRAYERS TO THE HIEGHTS

FIRST
FOLDS

LETTERS
A
TOGETHER

① TURN SHEET OVER SO
PRINTED SIDE IS FACE DOWN,
AND FOLD FIRST FOLDS IN SO
LETTERS A ARE TOGETHER.

② GRASP TAIL SECTION WITH
THIRD FINGER UNDER CENTER
FOLD AND PINCH TAIL UP WITH
THUMB AND INDEX FINGERS.

③ FOLD WINGS UP TOGETHER.
NOTE: TAIL SECTION WILL STICK
UP BECAUSE OF OPPOSITE FOLD.

④ NOW FOLD WINGS DOWN TO
FINISH GLIDER.
ADD PAPER CLIP TO NOSE
SECTION FOR FLIGHT STABILITY.

①

②

③

④



MARIAN AIRLINES

MARIAN AIRLINES

Mary and Joseph were wealthy people in
nazareth. They were never poor

WE TAKE YOUR PRAYERS TO THE HIEGHTS

FIRST
FOLDS

LETTERS
A
TOGETHER

① TURN SHEET OVER SO
PRINTED SIDE IS FACE DOWN,
AND FOLD FIRST FOLDS IN SO
LETTERS A ARE TOGETHER.

② GRASP TAIL SECTION WITH
THIRD FINGER UNDER CENTER
FOLD AND PINCH TAIL UP WITH
THUMB AND INDEX FINGERS.

③ FOLD WINGS UP TOGETHER.
NOTE: TAIL SECTION WILL STICK
UP BECAUSE OF OPPOSITE FOLD.

④ NOW FOLD WINGS DOWN TO
FINISH GLIDER.
ADD PAPER CLIP TO NOSE
SECTION FOR FLIGHT STABILITY.

①

②

③

④



MARIAN AIRLINES

MARIAN AIRLINES

Mary was human like all of us and she sinned
and made mistakes

WE TAKE YOUR PRAYERS TO THE HIEGHTS

FIRST
FOLDS

LETTERS
A
TOGETHER

① TURN SHEET OVER SO
PRINTED SIDE IS FACE DOWN,
AND FOLD FIRST FOLDS IN SO
LETTERS A ARE TOGETHER.

② GRASP TAIL SECTION WITH
THIRD FINGER UNDER CENTER
FOLD AND PINCH TAIL UP WITH
THUMB AND INDEX FINGERS.

③ FOLD WINGS UP TOGETHER.
NOTE: TAIL SECTION WILL STICK
UP BECAUSE OF OPPOSITE FOLD.

④ NOW FOLD WINGS DOWN TO
FINISH GLIDER.
ADD PAPER CLIP TO NOSE
SECTION FOR FLIGHT STABILITY.

①

②

③

④



MARIAN AIRLINES

MARIAN AIRLINES

Our lady of guadalupe appeared to juan
diego in mexico

WE TAKE YOUR PRAYERS TO THE HIEGHTS

FIRST
FOLDS

LETTERS
A
TOGETHER

① TURN SHEET OVER SO
PRINTED SIDE IS FACE DOWN,
AND FOLD FIRST FOLDS IN SO
LETTERS A ARE TOGETHER.

② GRASP TAIL SECTION WITH
THIRD FINGER UNDER CENTER
FOLD AND PINCH TAIL UP WITH
THUMB AND INDEX FINGERS.

③ FOLD WINGS UP TOGETHER.
NOTE: TAIL SECTION WILL STICK
UP BECAUSE OF OPPOSITE FOLD.

④ NOW FOLD WINGS DOWN TO
FINISH GLIDER.
ADD PAPER CLIP TO NOSE
SECTION FOR FLIGHT STABILITY.

①

②

③

④



MARIAN AIRLINES

MARIAN AIRLINES

Our lady of fatima is when mary appeared to
a farmer

WE TAKE YOUR PRAYERS TO THE HIEGHTS

FIRST
FOLDS

LETTERS
A
TOGETHER

① TURN SHEET OVER SO
PRINTED SIDE IS FACE DOWN,
AND FOLD FIRST FOLDS IN SO
LETTERS A ARE TOGETHER.

② GRASP TAIL SECTION WITH
THIRD FINGER UNDER CENTER
FOLD AND PINCH TAIL UP WITH
THUMB AND INDEX FINGERS.

③ FOLD WINGS UP TOGETHER.
NOTE: TAIL SECTION WILL STICK
UP BECAUSE OF OPPOSITE FOLD.

④ NOW FOLD WINGS DOWN TO
FINISH GLIDER.
ADD PAPER CLIP TO NOSE
SECTION FOR FLIGHT STABILITY.

①

②

③

④



MARIAN AIRLINES

MARIAN AIRLINES

Mary was married to Joseph and together
they raised Jesus

WE TAKE YOUR PRAYERS TO THE HIEGHTS

FIRST
FOLDS

LETTERS
A
TOGETHER

① TURN SHEET OVER SO
PRINTED SIDE IS FACE DOWN,
AND FOLD FIRST FOLDS IN SO
LETTERS A ARE TOGETHER.

② GRASP TAIL SECTION WITH
THIRD FINGER UNDER CENTER
FOLD AND PINCH TAIL UP WITH
THUMB AND INDEX FINGERS.

③ FOLD WINGS UP TOGETHER.
NOTE: TAIL SECTION WILL STICK
UP BECAUSE OF OPPOSITE FOLD.

④ NOW FOLD WINGS DOWN TO
FINISH GLIDER.
ADD PAPER CLIP TO NOSE
SECTION FOR FLIGHT STABILITY.

①

②

③

④



MARIAN AIRLINES

MARIAN AIRLINES

Catholics must believe all apparitions of mary
to people

WE TAKE YOUR PRAYERS TO THE HIEGHTS

FIRST
FOLDS

LETTERS
A
TOGETHER

① TURN SHEET OVER SO
PRINTED SIDE IS FACE DOWN,
AND FOLD FIRST FOLDS IN SO
LETTERS A ARE TOGETHER.

② GRASP TAIL SECTION WITH
THIRD FINGER UNDER CENTER
FOLD AND PINCH TAIL UP WITH
THUMB AND INDEX FINGERS.

③ FOLD WINGS UP TOGETHER.
NOTE: TAIL SECTION WILL STICK
UP BECAUSE OF OPPOSITE FOLD.

④ NOW FOLD WINGS DOWN TO
FINISH GLIDER.
ADD PAPER CLIP TO NOSE
SECTION FOR FLIGHT STABILITY.

①

②

③

④



MARIAN AIRLINES

MARIAN AIRLINES

Mary was in her forties when she became
Jesus' mother

WE TAKE YOUR PRAYERS TO THE HIEGHTS

FIRST
FOLDS

LETTERS
A
TOGETHER

① TURN SHEET OVER SO
PRINTED SIDE IS FACE DOWN,
AND FOLD FIRST FOLDS IN SO
LETTERS A ARE TOGETHER.

② GRASP TAIL SECTION WITH
THIRD FINGER UNDER CENTER
FOLD AND PINCH TAIL UP WITH
THUMB AND INDEX FINGERS.

③ FOLD WINGS UP TOGETHER.
NOTE: TAIL SECTION WILL STICK
UP BECAUSE OF OPPOSITE FOLD.

④ NOW FOLD WINGS DOWN TO
FINISH GLIDER.
ADD PAPER CLIP TO NOSE
SECTION FOR FLIGHT STABILITY.

①

②

③

④



MARIAN AIRLINES

MARIAN AIRLINES

The angel Gabriel appeared to Mary at the
annunciation

WE TAKE YOUR PRAYERS TO THE HIEGHTS

FIRST
FOLDS

LETTERS
A
TOGETHER

① TURN SHEET OVER SO
PRINTED SIDE IS FACE DOWN,
AND FOLD FIRST FOLDS IN SO
LETTERS A ARE TOGETHER.

② GRASP TAIL SECTION WITH
THIRD FINGER UNDER CENTER
FOLD AND PINCH TAIL UP WITH
THUMB AND INDEX FINGERS.

③ FOLD WINGS UP TOGETHER.
NOTE: TAIL SECTION WILL STICK
UP BECAUSE OF OPPOSITE FOLD.

④ NOW FOLD WINGS DOWN TO
FINISH GLIDER.
ADD PAPER CLIP TO NOSE
SECTION FOR FLIGHT STABILITY.

①

②

③

④



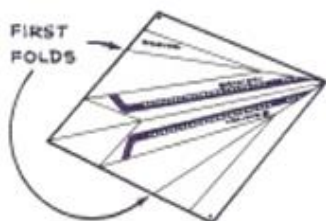
MARIAN AIRLINES

MARIAN AIRLINES

Pictures of mary have special magical powers

WE TAKE YOUR PRAYERS TO THE HIEGHTS

FIRST
FOLDS



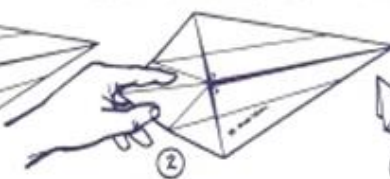
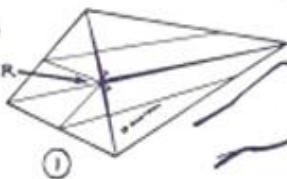
① TURN SHEET OVER SO
PRINTED SIDE IS FACE DOWN,
AND FOLD FIRST FOLDS IN SO
LETTERS **A** ARE TOGETHER.

② GRASP TAIL SECTION WITH
THIRD FINGER UNDER CENTER
FOLD AND PINCH TAIL UP WITH
THUMB AND INDEX FINGERS.

③ FOLD WINGS UP TOGETHER.
NOTE: TAIL SECTION WILL STICK
UP BECAUSE OF OPPOSITE FOLD.

④ NOW FOLD WINGS DOWN TO
FINISH GLIDER.
ADD PAPER CLIP TO NOSE
SECTION FOR FLIGHT STABILITY.

LETTERS
A
TOGETHER



MARIAN AIRLINES

MARIAN AIRLINES

Mary has appeared to people over the
centuries

WE TAKE YOUR PRAYERS TO THE HIEGHTS

FIRST
FOLDS

LETTERS
A
TOGETHER

① TURN SHEET OVER SO
PRINTED SIDE IS FACE DOWN,
AND FOLD FIRST FOLDS IN SO
LETTERS A ARE TOGETHER.

② GRASP TAIL SECTION WITH
THIRD FINGER UNDER CENTER
FOLD AND PINCH TAIL UP WITH
THUMB AND INDEX FINGERS.

③ FOLD WINGS UP TOGETHER.
NOTE: TAIL SECTION WILL STICK
UP BECAUSE OF OPPOSITE FOLD.

④ NOW FOLD WINGS DOWN TO
FINISH GLIDER.
ADD PAPER CLIP TO NOSE
SECTION FOR FLIGHT STABILITY.

①

②

③

④



MARIAN AIRLINES

MARIAN AIRLINES

Our lady's parents were anne and
joachim

WE TAKE YOUR PRAYERS TO THE HIEGHTS

FIRST
FOLDS

LETTERS
A
TOGETHER

① TURN SHEET OVER SO
PRINTED SIDE IS FACE DOWN,
AND FOLD FIRST FOLDS IN SO
LETTERS A ARE TOGETHER.

② GRASP TAIL SECTION WITH
THIRD FINGER UNDER CENTER
FOLD AND PINCH TAIL UP WITH
THUMB AND INDEX FINGERS.

③ FOLD WINGS UP TOGETHER.
NOTE: TAIL SECTION WILL STICK
UP BECAUSE OF OPPOSITE FOLD.

④ NOW FOLD WINGS DOWN TO
FINISH GLIDER.
ADD PAPER CLIP TO NOSE
SECTION FOR FLIGHT STABILITY.

①

②

③

④



MARIAN AIRLINES

MARIAN AIRLINES

Mary was assumed body and soul
into heaven

WE TAKE YOUR PRAYERS TO THE HIEGHTS

FIRST
FOLDS

LETTERS
A
TOGETHER

① TURN SHEET OVER SO
PRINTED SIDE IS FACE DOWN,
AND FOLD FIRST FOLDS IN SO
LETTERS A ARE TOGETHER.

② GRASP TAIL SECTION WITH
THIRD FINGER UNDER CENTER
FOLD AND PINCH TAIL UP WITH
THUMB AND INDEX FINGERS.

③ FOLD WINGS UP TOGETHER.
NOTE: TAIL SECTION WILL STICK
UP BECAUSE OF OPPOSITE FOLD.

④ NOW FOLD WINGS DOWN TO
FINISH GLIDER.
ADD PAPER CLIP TO NOSE
SECTION FOR FLIGHT STABILITY.

①

②

③

④



MARIAN AIRLINES

MARIAN AIRLINES

God wanted Jesus to have a human
mother

WE TAKE YOUR PRAYERS TO THE HIEGHTS

FIRST
FOLDS

LETTERS
A
TOGETHER

① TURN SHEET OVER SO
PRINTED SIDE IS FACE DOWN,
AND FOLD FIRST FOLDS IN SO
LETTERS A ARE TOGETHER.

② GRASP TAIL SECTION WITH
THIRD FINGER UNDER CENTER
FOLD AND PINCH TAIL UP WITH
THUMB AND INDEX FINGERS.

③ FOLD WINGS UP TOGETHER.
NOTE: TAIL SECTION WILL STICK
UP BECAUSE OF OPPOSITE FOLD.

④ NOW FOLD WINGS DOWN TO
FINISH GLIDER.
ADD PAPER CLIP TO NOSE
SECTION FOR FLIGHT STABILITY.

①

②

③

④



MARIAN AIRLINES

MARIAN AIRLINES

The hail mary is the only prayer to
mary

WE TAKE YOUR PRAYERS TO THE HIEGHTS

FIRST
FOLDS

LETTERS
A
TOGETHER

① TURN SHEET OVER SO
PRINTED SIDE IS FACE DOWN,
AND FOLD FIRST FOLDS IN SO
LETTERS A ARE TOGETHER.

② GRASP TAIL SECTION WITH
THIRD FINGER UNDER CENTER
FOLD AND PINCH TAIL UP WITH
THUMB AND INDEX FINGERS.

③ FOLD WINGS UP TOGETHER.
NOTE: TAIL SECTION WILL STICK
UP BECAUSE OF OPPOSITE FOLD.

④ NOW FOLD WINGS DOWN TO
FINISH GLIDER.
ADD PAPER CLIP TO NOSE
SECTION FOR FLIGHT STABILITY.

①

②

③

④



MARIAN AIRLINES

MARIAN AIRLINES

Mary never saw jesus after he was
18

WE TAKE YOUR PRAYERS TO THE HIEGHTS

FIRST
FOLDS

LETTERS
A
TOGETHER

① TURN SHEET OVER SO
PRINTED SIDE IS FACE DOWN,
AND FOLD FIRST FOLDS IN SO
LETTERS A ARE TOGETHER.

② GRASP TAIL SECTION WITH
THIRD FINGER UNDER CENTER
FOLD AND PINCH TAIL UP WITH
THUMB AND INDEX FINGERS.

③ FOLD WINGS UP TOGETHER.
NOTE: TAIL SECTION WILL STICK
UP BECAUSE OF OPPOSITE FOLD.

④ NOW FOLD WINGS DOWN TO
FINISH GLIDER.
ADD PAPER CLIP TO NOSE
SECTION FOR FLIGHT STABILITY.

①

②

③

④



MARIAN AIRLINES

MARIAN AIRLINES

Mary's brother was peter

WE TAKE YOUR PRAYERS TO THE HIEGHTS

FIRST
FOLDS

LETTERS
A
TOGETHER

① TURN SHEET OVER SO
PRINTED SIDE IS FACE DOWN,
AND FOLD FIRST FOLDS IN SO
LETTERS A ARE TOGETHER.

② GRASP TAIL SECTION WITH
THIRD FINGER UNDER CENTER
FOLD AND PINCH TAIL UP WITH
THUMB AND INDEX FINGERS.

③ FOLD WINGS UP TOGETHER.
NOTE: TAIL SECTION WILL STICK
UP BECAUSE OF OPPOSITE FOLD.

④ NOW FOLD WINGS DOWN TO
FINISH GLIDER.
ADD PAPER CLIP TO NOSE
SECTION FOR FLIGHT STABILITY.

①

②

③

④



MARIAN AIRLINES

MARIAN AIRLINES

Mary did not really like
joseph

WE TAKE YOUR PRAYERS TO THE HIEGHTS

FIRST
FOLDS

LETTERS
A
TOGETHER

① TURN SHEET OVER SO
PRINTED SIDE IS FACE DOWN,
AND FOLD FIRST FOLDS IN SO
LETTERS A ARE TOGETHER.

② GRASP TAIL SECTION WITH
THIRD FINGER UNDER CENTER
FOLD AND PINCH TAIL UP WITH
THUMB AND INDEX FINGERS.

③ FOLD WINGS UP TOGETHER.
NOTE: TAIL SECTION WILL STICK
UP BECAUSE OF OPPOSITE FOLD.

④ NOW FOLD WINGS DOWN TO
FINISH GLIDER.
ADD PAPER CLIP TO NOSE
SECTION FOR FLIGHT STABILITY.

①

②

③

④



MARIAN AIRLINES

MARIAN AIRLINES

Mary is equal to god

WE TAKE YOUR PRAYERS TO THE HIEGHTS

FIRST
FOLDS

LETTERS
A
TOGETHER

① TURN SHEET OVER SO
PRINTED SIDE IS FACE DOWN,
AND FOLD FIRST FOLDS IN SO
LETTERS A ARE TOGETHER.

② GRASP TAIL SECTION WITH
THIRD FINGER UNDER CENTER
FOLD AND PINCH TAIL UP WITH
THUMB AND INDEX FINGERS.

③ FOLD WINGS UP TOGETHER.
NOTE: TAIL SECTION WILL STICK
UP BECAUSE OF OPPOSITE FOLD.

④ NOW FOLD WINGS DOWN TO
FINISH GLIDER.
ADD PAPER CLIP TO NOSE
SECTION FOR FLIGHT STABILITY.

①

②

③

④



MARIAN AIRLINES

MARIAN AIRLINES

Mary went to rome to
teach the faith

WE TAKE YOUR PRAYERS TO THE HIEGHTS

FIRST
FOLDS

LETTERS
A
TOGETHER

① TURN SHEET OVER SO
PRINTED SIDE IS FACE DOWN,
AND FOLD FIRST FOLDS IN SO
LETTERS A ARE TOGETHER.

② GRASP TAIL SECTION WITH
THIRD FINGER UNDER CENTER
FOLD AND PINCH TAIL UP WITH
THUMB AND INDEX FINGERS.

③ FOLD WINGS UP TOGETHER.
NOTE: TAIL SECTION WILL STICK
UP BECAUSE OF OPPOSITE FOLD.

④ NOW FOLD WINGS DOWN TO
FINISH GLIDER.
ADD PAPER CLIP TO NOSE
SECTION FOR FLIGHT STABILITY.

①

②

③

④



MARIAN AIRLINES

MARIAN AIRLINES

Mary died in Spain and is
buried there

WE TAKE YOUR PRAYERS TO THE HIEGHTS

FIRST
FOLDS

LETTERS
A
TOGETHER

① TURN SHEET OVER SO
PRINTED SIDE IS FACE DOWN,
AND FOLD FIRST FOLDS IN SO
LETTERS A ARE TOGETHER.

② GRASP TAIL SECTION WITH
THIRD FINGER UNDER CENTER
FOLD AND PINCH TAIL UP WITH
THUMB AND INDEX FINGERS.

③ FOLD WINGS UP TOGETHER.
NOTE: TAIL SECTION WILL STICK
UP BECAUSE OF OPPOSITE FOLD.

④ NOW FOLD WINGS DOWN TO
FINISH GLIDER.
ADD PAPER CLIP TO NOSE
SECTION FOR FLIGHT STABILITY.

①

②

③

④



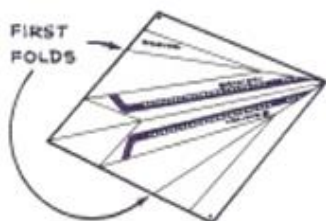
MARIAN AIRLINES

MARIAN AIRLINES

Mary was a carpenter's
daughter

WE TAKE YOUR PRAYERS TO THE HIEGHTS

FIRST
FOLDS



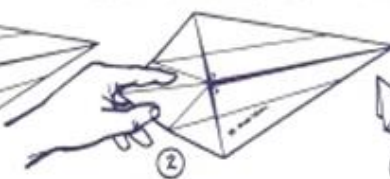
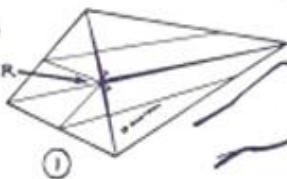
① TURN SHEET OVER SO
PRINTED SIDE IS FACE DOWN,
AND FOLD FIRST FOLDS IN SO
LETTERS **A** ARE TOGETHER.

② GRASP TAIL SECTION WITH
THIRD FINGER UNDER CENTER
FOLD AND PINCH TAIL UP WITH
THUMB AND INDEX FINGERS.

③ FOLD WINGS UP TOGETHER.
NOTE: TAIL SECTION WILL STICK
UP BECAUSE OF OPPOSITE FOLD.

④ NOW FOLD WINGS DOWN TO
FINISH GLIDER.
ADD PAPER CLIP TO NOSE
SECTION FOR FLIGHT STABILITY.

LETTERS
A
TOGETHER



MARIAN AIRLINES

MARIAN AIRLINES

Mary had other children
besides Jesus

WE TAKE YOUR PRAYERS TO THE HIEGHTS

FIRST
FOLDS

LETTERS
A
TOGETHER

① TURN SHEET OVER SO
PRINTED SIDE IS FACE DOWN,
AND FOLD FIRST FOLDS IN SO
LETTERS A ARE TOGETHER.

② GRASP TAIL SECTION WITH
THIRD FINGER UNDER CENTER
FOLD AND PINCH TAIL UP WITH
THUMB AND INDEX FINGERS.

③ FOLD WINGS UP TOGETHER.
NOTE: TAIL SECTION WILL STICK
UP BECAUSE OF OPPOSITE FOLD.

④ NOW FOLD WINGS DOWN TO
FINISH GLIDER.
ADD PAPER CLIP TO NOSE
SECTION FOR FLIGHT STABILITY.

①

②

③

④



MARIAN AIRLINES

MARIAN AIRLINES

Mary can help us by praying
to her

WE TAKE YOUR PRAYERS TO THE HIEGHTS

FIRST
FOLDS

LETTERS
A
TOGETHER

① TURN SHEET OVER SO
PRINTED SIDE IS FACE DOWN,
AND FOLD FIRST FOLDS IN SO
LETTERS A ARE TOGETHER.

② GRASP TAIL SECTION WITH
THIRD FINGER UNDER CENTER
FOLD AND PINCH TAIL UP WITH
THUMB AND INDEX FINGERS.

③ FOLD WINGS UP TOGETHER.
NOTE: TAIL SECTION WILL STICK
UP BECAUSE OF OPPOSITE FOLD.

④ NOW FOLD WINGS DOWN TO
FINISH GLIDER.
ADD PAPER CLIP TO NOSE
SECTION FOR FLIGHT STABILITY.

①

②

③

④



MARIAN AIRLINES

MARIAN AIRLINES

Mary intercedes for us in
heaven

WE TAKE YOUR PRAYERS TO THE HIEGHTS

FIRST
FOLDS

LETTERS
A
TOGETHER

① TURN SHEET OVER SO
PRINTED SIDE IS FACE DOWN,
AND FOLD FIRST FOLDS IN SO
LETTERS A ARE TOGETHER.

② GRASP TAIL SECTION WITH
THIRD FINGER UNDER CENTER
FOLD AND PINCH TAIL UP WITH
THUMB AND INDEX FINGERS.

③ FOLD WINGS UP TOGETHER.
NOTE: TAIL SECTION WILL STICK
UP BECAUSE OF OPPOSITE FOLD.

④ NOW FOLD WINGS DOWN TO
FINISH GLIDER.
ADD PAPER CLIP TO NOSE
SECTION FOR FLIGHT STABILITY.

①

②

③

④



MARIAN AIRLINES

MARIAN AIRLINES

Jesus did not obey mary and
joseph

WE TAKE YOUR PRAYERS TO THE HIEGHTS

FIRST
FOLDS

LETTERS
A
TOGETHER

① TURN SHEET OVER SO
PRINTED SIDE IS FACE DOWN,
AND FOLD FIRST FOLDS IN SO
LETTERS A ARE TOGETHER.

② GRASP TAIL SECTION WITH
THIRD FINGER UNDER CENTER
FOLD AND PINCH TAIL UP WITH
THUMB AND INDEX FINGERS.

③ FOLD WINGS UP TOGETHER.
NOTE: TAIL SECTION WILL STICK
UP BECAUSE OF OPPOSITE FOLD.

④ NOW FOLD WINGS DOWN TO
FINISH GLIDER.
ADD PAPER CLIP TO NOSE
SECTION FOR FLIGHT STABILITY.

①

②

③

④



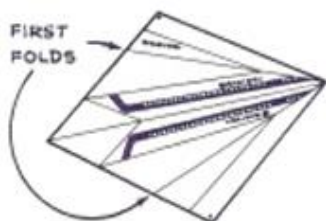
MARIAN AIRLINES

MARIAN AIRLINES

Mary was at the foot of
the cross

WE TAKE YOUR PRAYERS TO THE HIEGHTS

FIRST
FOLDS



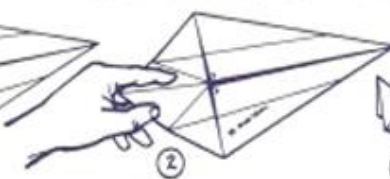
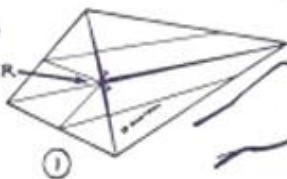
① TURN SHEET OVER SO
PRINTED SIDE IS FACE DOWN,
AND FOLD FIRST FOLDS IN SO
LETTERS **A** ARE TOGETHER.

② GRASP TAIL SECTION WITH
THIRD FINGER UNDER CENTER
FOLD AND PINCH TAIL UP WITH
THUMB AND INDEX FINGERS.

③ FOLD WINGS UP TOGETHER.
NOTE: TAIL SECTION WILL STICK
UP BECAUSE OF OPPOSITE FOLD.

④ NOW FOLD WINGS DOWN TO
FINISH GLIDER.
ADD PAPER CLIP TO NOSE
SECTION FOR FLIGHT STABILITY.

LETTERS
A
TOGETHER



MARIAN AIRLINES

MARIAN AIRLINES

Catholics worship mary

WE TAKE YOUR PRAYERS TO THE HIEGHTS

FIRST
FOLDS

LETTERS
A
TOGETHER

① TURN SHEET OVER SO
PRINTED SIDE IS FACE DOWN,
AND FOLD FIRST FOLDS IN SO
LETTERS A ARE TOGETHER.

② GRASP TAIL SECTION WITH
THIRD FINGER UNDER CENTER
FOLD AND PINCH TAIL UP WITH
THUMB AND INDEX FINGERS.

③ FOLD WINGS UP TOGETHER.
NOTE: TAIL SECTION WILL STICK
UP BECAUSE OF OPPOSITE FOLD.

④ NOW FOLD WINGS DOWN TO
FINISH GLIDER.
ADD PAPER CLIP TO NOSE
SECTION FOR FLIGHT STABILITY.

①

②

③

④



MARIAN AIRLINES

MARIAN AIRLINES

Mary performed miracles

WE TAKE YOUR PRAYERS TO THE HIEGHTS

FIRST
FOLDS

LETTERS
A
TOGETHER

① TURN SHEET OVER SO
PRINTED SIDE IS FACE DOWN,
AND FOLD FIRST FOLDS IN SO
LETTERS A ARE TOGETHER.

② GRASP TAIL SECTION WITH
THIRD FINGER UNDER CENTER
FOLD AND PINCH TAIL UP WITH
THUMB AND INDEX FINGERS.

③ FOLD WINGS UP TOGETHER.
NOTE: TAIL SECTION WILL STICK
UP BECAUSE OF OPPOSITE FOLD.

④ NOW FOLD WINGS DOWN TO
FINISH GLIDER.
ADD PAPER CLIP TO NOSE
SECTION FOR FLIGHT STABILITY.

①

②

③

④



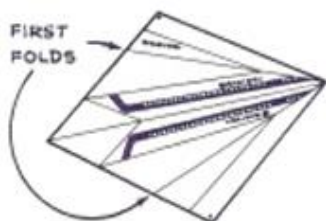
MARIAN AIRLINES

MARIAN AIRLINES

Mary is the mother of
god

WE TAKE YOUR PRAYERS TO THE HIEGHTS

FIRST
FOLDS



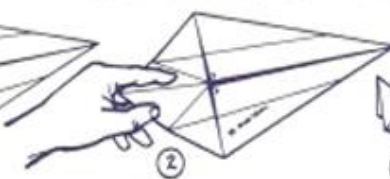
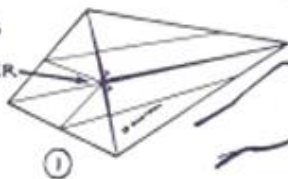
① TURN SHEET OVER SO
PRINTED SIDE IS FACE DOWN,
AND FOLD FIRST FOLDS IN SO
LETTERS **A** ARE TOGETHER.

② GRASP TAIL SECTION WITH
THIRD FINGER UNDER CENTER
FOLD AND PINCH TAIL UP WITH
THUMB AND INDEX FINGERS.

③ FOLD WINGS UP TOGETHER.
NOTE: TAIL SECTION WILL STICK
UP BECAUSE OF OPPOSITE FOLD.

④ NOW FOLD WINGS DOWN TO
FINISH GLIDER.
ADD PAPER CLIP TO NOSE
SECTION FOR FLIGHT STABILITY.

LETTERS
A
TOGETHER



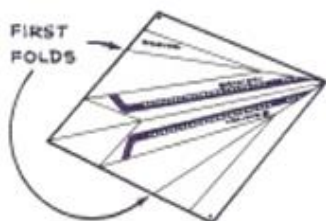
MARIAN AIRLINES

MARIAN AIRLINES

Mary is our heavenly
mother

WE TAKE YOUR PRAYERS TO THE HIEGHTS

FIRST
FOLDS



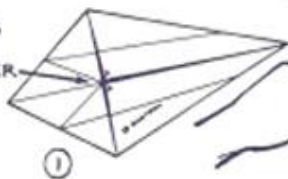
① TURN SHEET OVER SO
PRINTED SIDE IS FACE DOWN,
AND FOLD FIRST FOLDS IN SO
LETTERS **A** ARE TOGETHER.

② GRASP TAIL SECTION WITH
THIRD FINGER UNDER CENTER
FOLD AND PINCH TAIL UP WITH
THUMB AND INDEX FINGERS.

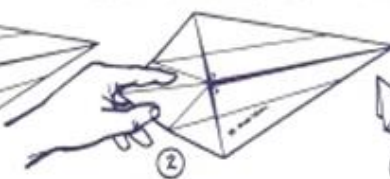
③ FOLD WINGS UP TOGETHER.
NOTE: TAIL SECTION WILL STICK
UP BECAUSE OF OPPOSITE FOLD.

④ NOW FOLD WINGS DOWN TO
FINISH GLIDER.
ADD PAPER CLIP TO NOSE
SECTION FOR FLIGHT STABILITY.

LETTERS
A
TOGETHER



①



②



③



④



MARIAN AIRLINES

MARIAN AIRLINES

the rosary is a powerful
prayer

WE TAKE YOUR PRAYERS TO THE HIEGHTS