

TEAM LEADER GUIDEBOOK

HIGH
SCHOOL
SERIES 1
BOOK
1



CARDBOARD CITY



CONQUEST
CATHOLIC YOUTH MINISTRY
CURRICULUM

SAMPLE CURRICULUM



TABLE OF CONTENTS

BOOK THEME: WHAT DOES IT MEAN TO BELIEVE IN GOD?

HOW TO USE THE GUIDEBOOK	2
PROJECT OVERVIEW	8
WEEKLY ACTIVITIES	
WEEK 1 >>> WHY DO WE BELIEVE AND SEEK GOD?	12
WEEK 2 >>> HOW IS GOD A PART OF OUR LIVES?	22
WEEK 3 >>> HOW DO WE KNOW WHAT TO BELIEVE?	32
WEEK 4 >>> IS THE BIBLE TRUE?	44
WEEK 5 >>> WHAT DOES IT MEAN TO HAVE FAITH IN GOD?	54
WEEK 6 >>> SERVICE PROJECT : CARDBOARD CITY	64
ONLINE RESOURCE RECAP	66

This book is meant to be a guide to help you lead your team's weekly meeting & activities. There is one service project and 6 weeks of activities per book. The final week is meant to be a hands on apostolic service project with your team. Use your team leader guidebook as a workbook where you write in it and plan and prepare your team activities. You will find other helpful things for the activities on your Team Leader online resource center.

THIS BOOK BELONGS TO:

Each weekly meeting is an opportunity to help your team members discover something new about God, themselves and the world around them. We all have questions in our hearts and Conquest gives you a unique way to work together to discover the answers to those questions. In Conquest, we have a special way to help the boys discover the answers to their questions:

EXPERIENCE → CONNECT → DECIDE

HOW to USE this GUIDEBOOK

This guidebook is intended for your personal use, the Conquest “teen” team leader, (ideally 2-3 years older than the boys you are leading). The team leader is the most important role in the group, and the success of the team is directly proportionate to your generosity in giving your time and talent for your team of boys entrusted to you. This cannot be taken lightly. This is your mission. In order to help foster this dedication and leadership, the Conquest adult leader is present to actively encourage and motivate you. Ideally he will be reviewing your planning and preparation each week, offering his support, suggestions, and critique, all to form you into the true leader God calls you to be, with an apostolic heart on fire for Christ and His Church! Don’t forget to ask him for your password to the Team Leader online resource center on the Conquest website. This guidebook is broken down into the following areas:

1. PROJECT OVERVIEW SECTION: This is a complete overview of the entire proposed apostolic service project the team should complete in the weeks allocated. Of course you are free to choose any optional project from the online resources or even create your own!

INTRODUCTION PAGE:

Project Name and Logo: This states the suggested name and logo for the apostolic project.

Serves: This indicates who or what is aided. (Poor, Family, Church, Friends, Sick & Elderly, or Community)

Time Frame: This indicates the time of year best to apply this apostolic project.

Present the Need To My Team: This area contains some questions for you to pose to the team to incite discussions on the particular topic that will lead them to the apostolate. It also may contain some references that you can use (Catechism, YouCat, Gospel verses, stories, etc.) to help you motivate the team.

Called to Serve: This is a summary of the apostolic project, and what the team is called to do to directly meet the need.

WEEKLY PROJECT PLANNING: This section lists the activities and planning suggestions to be taken week by week along with the appropriate question of the week.

TACTICS BY AREAS

Location: The suggested place(s) where the project should be executed, along with some practical advice for the location planning.

Provisions: A list of items and materials needed to carry out the project.

Responsibilities: Since each boy needs a responsibility, this suggests some specific ones that will be needed for the project.

SPECIAL SYMBOLS



Indicates a moment to ask the boys a question and get them talking



Indicates you will need a computer or tablet to watch a video clip online



Indicates a reference or quote from the YouCAT (Youth Catechism)



Indicates indoor or outdoor activity



Indicates the amount of approximate time needed for an activity (15 min's to 1 hour)

DEBRIEFING: This area helps you to plan out the final details of the project including any last minute instructions for the team.

Special Ops: Provides key elements and best practices for the team's success.

Contingency Plans: This provides variations of the project. Depending on circumstances, projects can be varied to meet needs of the team or local area.

Roll Call- Organizing the team: This is where you can put the pertinent contact information for all those helping with this project including team members, adult volunteers and other contacts.

Appendices: Some projects may have an appendix which gives you an example or references that may be helpful for how certain aspects of the project can be done.

Project Notes: This area is left blank for you to write down any pertinent information for you to refer back to for this project.

2. WEEKLY ACTIVITIES:

PLAN & PREP: Each week you should review the weekly activity plan with the adult club mentor who can share some tips to help you better prepare for that next weeks activities. Each weekly activity has a "Prep and Plan" section to help you understand the theme.

Question of the Week: This is the actual theme to discuss and you need to gear all the activities to help answer this question.

Need we are Responding To: This presents the deeper need or reason why we ask this question.

Convictions & Decisions: These are ideas and decisions you are trying to help your team understand. Hopefully by the end of the meeting they are ready to live differently.

What is the answer to the question? Brief and summarized answer to present to the team.

Main Ideas: Usually a few ideas that help answer the question. Ideally, it is best to use this as a personal resource only for you to gain an understanding and come up with ideas to transmit this theme to the team. It is not meant to be read word for word, but rather summarized in your own words and stories.

What does the catechism say about this question? YouCat numbers are listed and quoted to help better answer the question of the week.

How would you summarize the answer and main ideas in your own words? A place for you to take notes to present the question and answer points to your team.



YOU WILL SEE THESE ICONS IN THE GUIDEBOOK TO HELP YOU.



Indicates videos on the Team Leader Online Resource Center



Indicates materials you will need for the activity



Very important! Indicates there are additional materials on the Team Leader online resource center

HOW to USE this GUIDEBOOK

This weeks meeting at A glance: A breakdown of the 6 steps of the weekly meeting and approximate time per step.

Material you will need for this week's meeting: A list of supplies and materials for you to plan ahead of time to bring. Adult leaders should help you obtain them.

What is on the team leader online resource center for this week?: A list of files, handouts and videos you will need for the activities.

EXECUTE: TEAM ACTIVITY TIMELINE

After you prepare, there are 6 steps to execute each week during your Conquest weekly activity.

STEP 1 - SPORTS & GAMES: Some suggestions are offered for an active activity that also ties in with the theme.

STEP 2 - GETTING STARTED: Always take attendance and choose someone to lead the opening prayer.

STEP 3 - EXPERIENCE: -> DYNAMIC ACTIVITY: This is the formative activity that will help you answer the question and get across the key ideas of the weekly theme. You want the boys to have an experience that helps them to better understand the question and the answer. Usually a game and video(s) for discussion.

STEP 4- CONNECT

TO CHRIST -> GOSPEL READING & REFLECTION: One member should be chosen to read the Gospel passage. At the end, instruct the members that there will be 1-2 minutes of silence. You then ask if anyone would like to share any lights or inspirations. Insights and questions are also provided to assist you in leading the boys.

TO OTHERS-> SAINTS & INSPIRATIONAL STORIES: This is the time when you can tell them the story of a saint or modern day hero who also had this question of the week and found an answer.

STEP 5- DECIDE -> TEAM COMMITMENTS: The final connection should be to the boys own lives and they should want to live differently and make a decision – individually and as a team to do something that week. Suggestions are offered here for a commitment that the team can do. Review last weeks commitments, and how many team members fulfilled it.

STEP 6 - PROJECT TIME & WRAP UP: Review the previous weeks planning, action items and record this weeks new actions to be completed. Wrap up and closing prayer.

3. PROJECT EVALUATION

This area is great to evaluate how well the team did overall for this project. There are questions for you to answer and review with the Adult leader and your team.

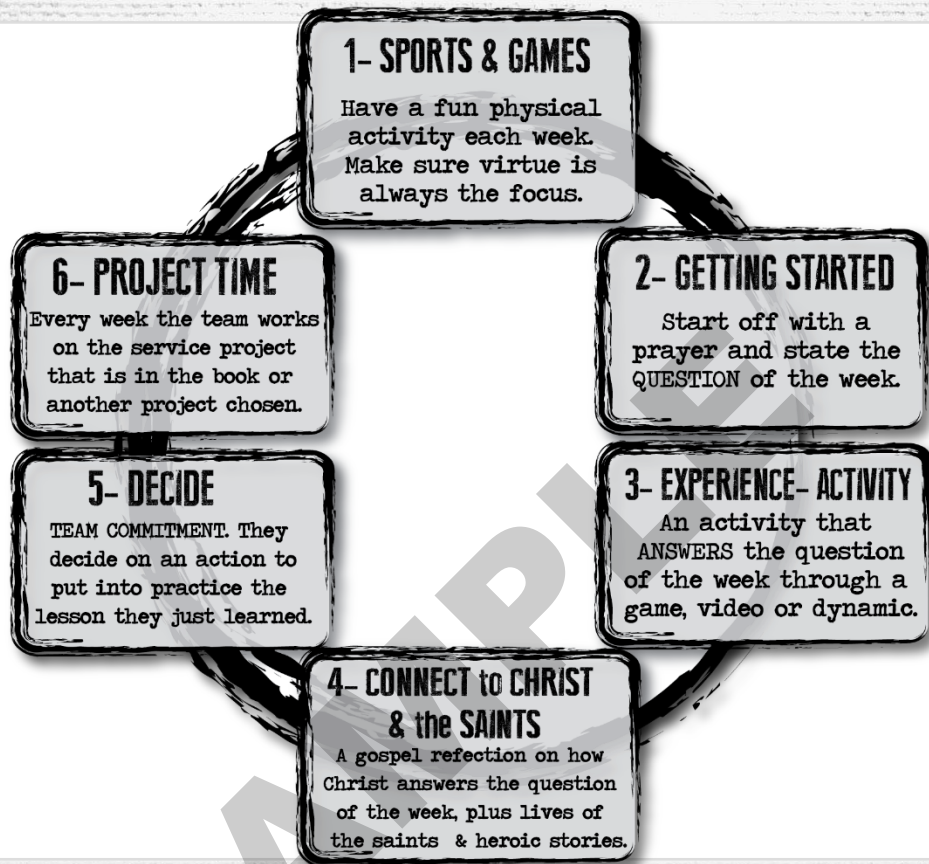
IMPORTANT NOTE:

You will need to access the following websites for resources for this team leader guidebook.

www.ConquestYouthMinistry.com : Click on “Resources” along the top menu, then click on the “Login” button under the Team Leader Resource Center & Training section. Make sure to obtain your password from your Conquest Adult Leader. Also, he should ask you to watch the Team Leader Online Training Modules, take the short quiz at the end, and print your certificate and provide it to him.

THE 6 PARTS OF THE CONQUEST WEEKLY MEETING

FOLLOW THE TABS ON THE BOTTOM OF THE PAGES TO KNOW WHAT PART OF THE MEETING YOU ARE ON.



1 2 3 **4** 5 6

THE WEEKLY GUIDE SHEET HANDOUTS



The Team Leader online resource center has the weekly meeting guide sheets that you can print and hand out each week to your team members. You or the Adult Leader can also email them to the member's parents so they can see what their son learned and discussed that week.

EACH MEETING GUIDE SHEET HAS:

- The question of the week and a few YouCat numbers that help answer the question
- A passage from the Gospel that helps answer the question
- A recap or quote from the saint and stories of the week that help answer the question
- A place to jot down the answer of the week in your own words.


THE HIGH SCHOOL CURRICULUM THIS YEAR

WHAT IS THE YUCAT?

The YUCAT (Youth Catechism of the Catholic Church) is the official Catholic catechism for young people. It takes all of the content of the Catechism and makes the teachings of the Church easily understood through a questions and answer format. If we want to be strong Christians, we need to know and love our faith.

WHAT DOES THE YUCAT STAND FOR?

The “Youth Catechism”. It is about YOU discovering the answers to your questions, doubts, about your faith.



IS A BASIC STUDY OF THE YOUCAT

INTRODUCTION VIDEOS



WATCH 3 INTRO VIDEOS

Can be found on the Conquest Team Leader
Online Resource Center at:

www.ConquestYouthMinistry.com/Resources



YOUCAT Intro

Video name: HS-YOUCAT INTRO



The YOUCAT

Video name: HS-THE YOUCAT



YOUCAT - Book Trailer

Video name: HS-YOUCAT BOOK TRAILER



HOW WILL WE USE IT IN THE WEEKLY MEETING FORMAT?

Every week in Conquest we set out to answer a question that we have deep down in our hearts. This year, each week we will cover a question that corresponds to a few numbers from the YOUCAT. By the end of the year we will have studied 99% of the YOUCAT and learn the basic principles and aspects of our Catholic faith.



SERVICE PROJECT:

CARDBOARD CITY

PRESENTING THE NEED TO MY TEAM

- Have you ever slept outside overnight? Maybe you did in a nice tent while going camping?
- What if you didn't have a home? Where would you sleep at night?
- What would you do when it got really cold out?
- There are thousands of homeless people all over our country who do not have homes. Many sleep on the streets, in alleys and some in cardboard boxes, to attempt to protect them from the extreme elements of weather.
- How do the homeless get money for food? Sometimes in big cities, they work at street intersections and wash your windows of your car for a donation.
- What can you do to help these people? How can you raise awareness of this sad problem? Are you willing to sleep in a box and wash windows yourself to help them?



OUR CALL TO SERVE

Let's organize a Cardboard City, where we will setup our own cardboard box city to sleep in overnight to experience what it is like to be homeless. We can also raise funds and awareness for this problem at the same time, by washing peoples car windows while they are at Mass for donations.

Thousands
sleep outside
each night

PROJECT OVERVIEW

WEEK	STEPS	QUESTION OF THE WEEK
1	<p>Permissions: First seek the permission of the pastor to organize, promote and host a cardboard city at your parish.</p> <p>Plan: This project should be planned, organized and executed well to be a success. First choose the location, date and time. Ideally it should be done on parish property seen by all on a Saturday night (best for raising awareness and collecting donations after weekend Masses). Window cleaning on parishioners cars in the parking lot while they are attending Mass will help move people to give a donation after Mass.</p>	Why do we believe and seek God?
2	<p>Decide: What homeless charity organization this project will benefit.</p> <p>Flyer: Make a flyer for promotion, stating what you will be doing, and that you will be collecting donations after the Saturday and Sunday Masses (dates).</p>	How is God a part of our lives?

PAGE INTENTIONALLY LEFT BLANK.

**FOR ENTIRE CURRICULUM, VISIT
WWW.CONQUESTYOUTHMINISTRY.COM
TO LEARN ABOUT OUR ANNUAL
MEMBERSHIP AND GUIDEBOOKS.**

IS THE BIBLE TRUE?

PREP and PLANNING FOR THE WEEKLY ACTIVITY

NEED WE ARE RESPONDING TO:

I need to have a new relationship with God.

CONVICTIONS & DECISIONS TO REACH IN THE ACTIVITY:

God loves me and I can get to know him. I want to respond to God by loving him.

WHAT IS THE ANSWER TO THE QUESTION? Yes, the Bible is truly the word of God and inspired by the Holy Spirit. The Bible teaches us the history of salvation and God's plan in the Old Testament. The New Testament is of supreme importance to know and love since it presents us with the life of Christ and all his teachings. The Bible should be for us a source of prayer and inspiration.

MAIN IDEAS FROM THE YOUCAT:

The answer to this week's question can be found in the YOUCAT: #14-19, #71, and #491 which are found on the meeting guide sheet and are summarized below.




#14: Is Sacred Scripture true? “The books of Scripture firmly, faithfully, and without error teach the truth. . . . Written under the inspiration of the Holy Spirit, they have God as their author” (Second Vatican Council, DV 11). The BIBLE did not fall from heaven in its final form, nor did God dictate it to human scribes who copied it down mechanically. Rather “God chose certain men who . . . made full use of their own faculties and powers so that, though he acted in them and by them, it was as true authors that they consigned to writing whatever he wanted written, and no more” (Second Vatican Council)

#15: How can Sacred Scripture be “truth” if not everything in it is right? The BIBLE is not meant to convey precise historical information or scientific findings to us. Nevertheless, everything that man must know about God and the way of his salvation is found with infallible certainty in Sacred Scripture.


#16: What is the right way to read the Bible? The right way to read Sacred Scripture is to read it prayerfully... It is God's Word and contains God's essential communication to us. The BIBLE is like a long letter written by God to each one of us.

#17 What significance does the Old Testament have for Christians? In the OLD TESTAMENT God reveals himself as the Creator and preserver of the world and as the leader and instructor of mankind. The Old Testament books are also God's Word and Sacred Scripture. Without the Old Testament, we cannot understand Jesus. In the OLD TESTAMENT a great history of learning the faith begins.



REMEMBER THE WEEKLY MEETING GUIDES

Print out the Meeting Guide from the Team Leader online resource center for this week. The Meeting Guide Sheet for the team members has the ENTIRE numbers from the YouCat, gospel quote, saint stories and team discussion questions to help answer the question of the week.



If you have a YOUCAT make sure you use it. These numbers in this book are shortened to highlight the main ideas.

#18 What significance does the New Testament have for Christians? In the NEW TESTAMENT God's REVELATION is completed. The four Gospels according to Matthew, Mark, Luke, and John are the centerpiece of Sacred Scripture and the most precious treasure of the Church. In them the Son of God shows himself as he is and encounters us. In the Acts of the Apostles we learn about the beginnings of the Church and the working of the Holy Spirit. To be a Christian means to unite oneself ever more deeply with the life of Christ. To do that, one must read and live the Gospels.

#19: What role does Sacred Scripture play in the Church? The Church draws her life and strength from Sacred Scripture. Besides the presence of Christ in the Holy EUCHARIST, there is nothing that the Church honors more reverently than Christ's presence in Sacred Scripture.

#71: Why are the reports about Jesus called "the Gospel", "the Good News"? Without the Gospels we would not know that God sends his Son to us men out of his infinite love, so that despite our sins we might find our way back to eternal fellowship with God. The reports about the life, death, and Resurrection of Jesus are the best news in the world. They testify that the Jew who was born in Bethlehem, Jesus of Nazareth, is "Son of the living God" (Mt 16:16) made man.

#491: Can you learn to pray from the Bible? The BIBLE is like a wellspring of prayer. To pray with the Word of God means to use the words and events of the Bible for one's own prayer. Reciting these prayers unites us with millions of people from all times and cultures who have prayed, but above all with Christ himself, who is present in all these prayers.

BIBLE (Latin biblia = scrolls, books): is what Jews and Christians call a collection of Sacred Scriptures that came into being over a period of more than one thousand years and is for them the charter of their faith.

HOW WOULD YOU SUMMARIZE THE ANSWER AND MAIN IDEAS IN YOUR OWN WORDS?

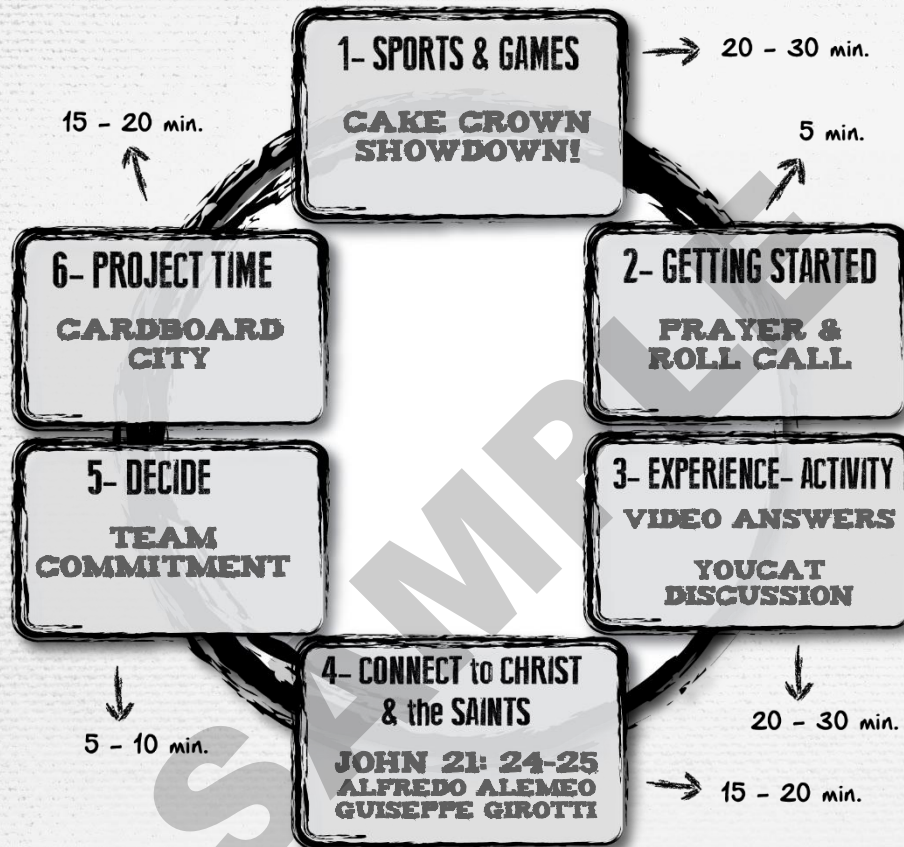
PREP & PLAN

BEFORE ACTIVITY

WEEK# 4

IS THE BIBLE TRUE?

WEEK 1 MEETING AT A GLANCE



WHAT IS ON THE TEAM LEADER ONLINE RESOURCE CENTER FOR THIS WEEK?

- FILE: HS-1 ser1 wk4 Meeting_Guide.pdf
- FILE: HS-1 ser1 wk4 Cake Crown Showdown.pdf
- VIDEO: HS-1 ser1 wk4 - When I read the Bible
- VIDEO: HS-1 ser1 wk4 - Good News?
- VIDEO: HHS-1 ser1 wk4 - C4: Ignite Your Catholic Faith - is the Bible True?

MATERIALS YOU WILL NEED:

- A computer or tablet to show videos
- Cake Crown Showdown!
 - Several boxes of mini-cakes such as Ding Dongs or Twinkies.
 - Styrofoam paper plate and strap for chin
 - Cake Crown questions printed out



PREP & PLAN

BEFORE THE ACTIVITY



SPORTS & GAMES

CAKE CROWN SHOWDOWN

CAKE CROWN SHOWDOWN




CHECK IT OUT:

What team will build the tallest cake tower?

MAKE IT HAPPEN:

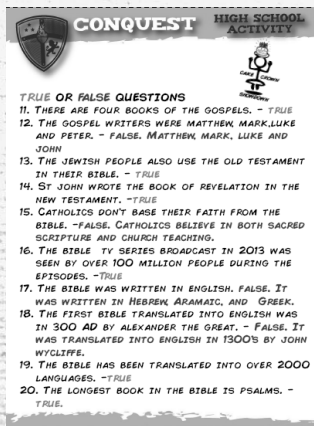
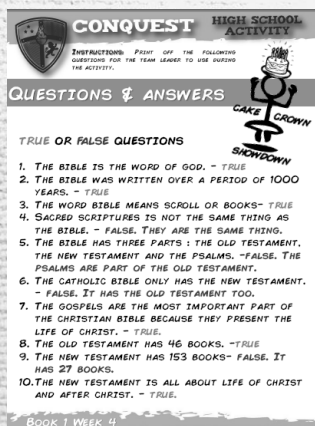
1. This game is a competition to see which team can get the most questions about the bible correct and build the tallest cake hat on one of their team members.
2. Split the team into two for this competition.
3. Print out the list of questions on the online Team Leader Resource Center that are true or false about the Bible.
4. Each team need to pick one volunteer who will have a cake crown/ hat built on their head. (You can give them a Styrofoam paper plate to wear and attach it to a strap that they can tie under their chin.)
5. Each team takes a turn and every time a team member gets a question correct about the Bible, they get a piece of the cake they are building. (Ho Ho's, Ding Dongs, Twinkies, etc.) They need to place it on their teammates head and try to form the tallest tower. He must remain still to avoid them falling off. If they do fall off, they do not count. (He can sit in a chair if you permit it)
6. You can have the teams build the cake towers as you go or you can wait until all the questions have been answered and all cake elements are given out to have a competition on the spot to see which team builds the tallest cake crown in 2 minutes.



WRAP IT UP:



After the competition, while the boys are eating their cakes, talk about the questions that they did not respond correctly to and ask them if there was anything they were surprised about or did not know. The conclusion should be that the Bible is true and has been a source of inspiration for people for thousands of years.



2 3 4 5 6

IS THE BIBLE TRUE?

2 GETTING STARTED

ROLL CALL

List each member in attendance, and record a check mark if they brought their Conquest Member Book and are wearing their T-shirt

NAMES



OPENING PRAYER

Ask a team member to lead the opening prayer (Invocation of the Holy Spirit) in the Conquest Member book. Ask the boys if they have any special intentions.

3 EXPERIENCE: VIDEO ANSWERS

VIDEO



ANSWERS

Watch the videos on the Conquest Team Leader Online Resource Center which touch on the topic of the week. You can choose the ones that you think would best reach your team. After watching the videos, get their feedback and how they think the videos relate to the question of the week.



VIDEO #1 : HS-1 ser1 wk4 –When I read the Bible...

VIDEO #2: HS-1 ser 1 wk4 – Good News?

VIDEO #3: HS-1 ser 1 wk4 – C4: Ignite Your Catholic Faith – Is the Bible true?

DISCUSSION ABOUT YOUCAT NUMBERS



EXPLANATION: Since this is year we are focusing on doing a YOUCAT study , we will take a moment each week to actually talk to your team about the question of the week and the numbers from the YOUCAT found on this weeks Meeting Guide Sheet.

1. The first thing to do is to read the numbers from the YOUCAT with everyone. You can assign each guy to read one of the numbers.
2. After each number ask if anyone has any questions about what it means. Give examples of things you maybe did not understand at first and take advantage of the definitions and explanations found throughout the YOUCAT in the margins to help you to better explain.
3. Ask how each number of the YOUCAT helps answer the question of the week. Go through and help them see that the Church does help us find answers to our deepest questions.

DISCUSSION NOTES:

IS THE BIBLE TRUE?



CONNECT: TO CHRIST in the GOSPEL REFLECTION

GOSPEL READING: ALL THAT IS WRITTEN

JOHN 21: 24-25

It is this disciple who testifies to these things and has written them, and we know that his testimony is true. There are also many other things that Jesus did, but if these were to be described individually, I do not think the whole world would contain the books that would be written.

GOSPEL INSIGHTS:

This passage comes at the very end of the Gospel of St John. He lived with Jesus for 3 years and heard his teaching and witnessed his life first hand. St John knew that people would doubt the truth of the bible because it is almost incredible to think that God loves us so much that he would forgive us so many times over and send us his only Son to die on the cross for us. It is hard to believe that the people would put to death and crucify the Son of God who cured people and helped them but it is true. St John felt it was necessary to add this part at the end of his gospel so that we would know that the bible only begins to show us what Jesus was like.



REFLECTION QUESTIONS TO TALK ABOUT

1. Have you ever thought of the bible as a love letter from God to each one of us to show us his mercy and love no matter what?
2. Have you ever thought of the gospel of John as a first hand witness of Jesus' life?
3. What are some of the things that you think Jesus did or said that the apostles witnessed?
4. What do you think Jesus did in his down time?
5. Have you ever imagined what his life for 30 years would have been like with Mary and Joseph?

HOW DID CHRIST HELP US ANSWER THIS WEEK'S QUESTION IN THIS PASSAGE?

This passage tells us that God felt it was important to inspire St John to write that the bible is true and that there are not enough books in the world to write all that Jesus did or said. That is how great John felt like the message and life of Christ was.

Remember – the goal of this moment is to help the boys realize that they are not the only ones who have dealt with this question. Share the story of the saint or other inspirational story.

BLESSED GUISEPPE GIROTTI



Giuseppe (Joseph in English) was born in Italy in 1905 to a humble family who were known for their hard work and holiness. He entered the Dominican school when he was 13 and there found his calling. He went on to join the Dominican seminary. He was ordained a priest when he was 25 years old. He was a gifted student and actually studied Sacred Scripture in Jerusalem. He came back to Italy and became a professor about Sacred Scripture because he was known to be an expert on the bible. He loved to help the poor and humble, especially in the hospice for the elderly close to his

convent. When war broke out, he did all he could to help those in need especially the persecuted Jews. From his time in Jerusalem, he had an understanding of the Jewish culture and wanted to help them. He began a center for a vast network of support for Jews, helping them find safe havens and false documents for a new identity. He was betrayed by a spy who disguised as someone in need of help and he was arrested in 1944. He was sent to several prisons and concentration camps before he ended up in Dachau in Germany. He was known for his generosity and would often share the Word of God and teach scripture to his fellow prisoners. He died in 1945 in the concentration camp when he was barely 40 years old. Pope Francis declared him blessed on March 27, 2013 as a martyr killed in hatred of the Catholic faith. He will be beatified in the near future.

ALFREDO ALEMEO



Alfredo was born in Spain in 1989. He was shy and uncomplicated; he met the Focolare Movement and youth group in Brazil at the age of 11. He saw in it the “possibility to give God to people and to get better day by day”. With this aim in mind, he began a band with some of his friends from his youth group. He played the guitar. When he was 19, he spent a year at a mission in Argentina. It was a special period in which Alfred built deep relationships with many youth coming from all over the world, and he learnt “how to be a Christian who’s ready for all that God asked from him”, to love the neighbor in every moment, “up to giving up one’s life for him”. Soon after, he found out he had an incurable cancer. Shattered by this most dramatic diagnosis,

Alfredo sought comfort in the Gospel. His girlfriend says that he would just sit and read the bible with her to find meaning in his suffering. Once he opened it at random and read: “I tell you, in just the same way there will be more joy in heaven over one sinner who repents than over ninety-nine righteous people who have no need of repentance”. (Lk 15,7). It was a strong sign for both of them. It helped them understand how that illness too would have served for the conversion of many. During the 38 days of the illness that followed, he felt God’s love for him all the more intensely and he never stopped smiling. His youth group from Brazil gave him all their support. After the first chemotherapy treatment, they shaved their heads to show him their unity. They prayed together with him. Alfredo said: “During this entire period that I was in hospital, the most consoling thing was to feel the unity and prayers of everyone... I am really touched by it and I’m sure that what I’m living will serve for greater things”. Nonetheless, the illness progressed. Alfredo’s situation worsened rapidly and he died in April 2012. Alfred left behind him a trail of light. Even today his profile on the social networks attracts many comments, showing how much he loved God and neighbor is an example to many youth and adults.

IS THE BIBLE TRUE?



DECIDE: TEAM COMMITMENT

TEAM REVIEW OF LAST WEEK'S COMMITMENT

WHAT WAS THE Q & A FROM LAST WEEK? >>>

WHAT WAS OUR COMMITMENT FROM LAST WEEK? >>>

HOW DID WE ALL FULFILL THE COMMITMENT FROM LAST WEEK?

Every team member should indicate how well they did in fulfilling their commitments over the past week with a thumbs up, to the side, or down. The Team Leader should track each result by placing an "x" under the appropriate thumb symbol, then circle the hand with the most marks to indicate how well they performed their commitments as a team.



THIS WEEK'S TEAM COMMITMENT

Lead your team to come to a decision to live their lives differently after this activity...

WHAT WAS THE QUESTION WE STARTED OUT WITH?

Is the Bible true?



WHAT DID WE FIND OUT? WHAT WAS OUR ANSWER?

We can get to know God better through the Bible and especially the Gospels, which tell us about the life of Christ. It is truly the Word of God and we should prayerfully read it often.

SUGGESTIONS FOR PERSONAL COMMITMENTS:

Every day I have the opportunity to take time to pray and get to know God by reading his word in the Bible.

WHAT IS SOMETHING WE CAN WORK ON TOGETHER AS A TEAM AND PUT THIS INTO PRACTICE?

We can all commit to read from the Bible each day in the next week, and jot down things that may inspire us to become closer to God.

>>> OUR TEAM COMMITMENT FOR THIS WEEK:



6

PROJECT PLANNING & WORK

THIS WEEK'S PROJECT ACTION ITEMS

WHO	ACTION ITEM	NOTES
	Advertise: Hang your flyers in places in the parish to begin promoting a few weeks prior to the event. Cardboard: Give the team one last week to collect cardboard boxes for the city.	
	Pledges: The team could take pledges / donations ahead of time from family and friends (especially if they do not attend your parish) to survive sleeping overnight in a cardboard box.	

REMEMBER the VIRTUE

>>> OF THE MONTH <<<

SEPTEMBER: HONESTY
OCTOBER: FAITH

Review the Conquest Member Calendar and remind all members of the particular Virtue of the Month. Discuss with the team how they can conquer this virtue this month and work on ways of living the virtue each and every day. Make sure they take notes in their Conquest Member Book and all commit to working on this virtue.

WRAP UP & CLOSING PRAYER

V: We give you thanks Almighty God for all your gifts, living and reigning now and forever.
 R: Amen.
 V: Christ our King!
 R: Thy Kingdom come!
 V: Mary Most Pure, Queen of the Family!
 R: Pray for us!

1 2 3 4 5



PAGE INTENTIONALLY LEFT BLANK.

**FOR ENTIRE CURRICULUM, VISIT
WWW.CONQUESTYOUTHMINISTRY.COM
TO LEARN ABOUT OUR ANNUAL
MEMBERSHIP AND GUIDEBOOKS.**

ONLINE RESOURCES RECAP

REMEMBER- This book is not complete without the handouts and material found on the Team Leader Resource Center. Visit your team leader headquarters www.conquestyouthministry.com/resources



Week 1

1



ON THE TEAM LEADER
ONLINE RESOURCE CENTER

- FILE: HS-1 ser1 wk1 Meeting_Guide.pdf
- FILE: HS-1 ser1 wk1 Shaker_Maker.pdf
- VIDEO: HS-1 ser1 wk1 -Created To Be Happy (YOUCAT 1-3)
- VIDEO: HS-1 ser1 wk1 - Weekly YOUCAT 2
- VIDEO: HS-1 ser1 wk1 - Weekly YOUCAT 3
- VIDEO: HS-1 ser1 wk1 - Weekly YOUCAT 5
- VIDEO: HS-1 ser1 wk1 - Weekly YOUCAT 6



A SPECIAL THANK YOU TO THE CONTRIBUTORS OF THIS GUIDEBOOK
Todd Brechbill –
Conquest National Director
Nadine McMillan –
Challenge National Director

**COVER DESIGN BY
ASTIN JOECKEL**
ajoeckel@gmail.com

Week 2

2

- FILE: HS-1 ser1 wk2 Meeting_Guide.pdf
- VIDEO: HS-1 ser1 wk2 -Can't Drop This!
- VIDEO: HS-1 ser1 wk2-Weekly YOUCAT #7
- VIDEO: HS-1 ser1 wk2 -Who do you say that I am?
- VIDEO: HS-1 ser1 wk2-Weekly YOUCAT #8



Week 3

3

- FILE: HS-1 ser1 wk3 Meeting_Guide.pdf
- FILE: HS-1 ser1 wk3_Melon_Ninja_War.pdf
- VIDEO: HS-1 ser1 wk3 -The Creed
- VIDEO: HS-1 ser1 wk3 -Holy Water



Week 4

4

- FILE: HS-1 ser1 wk4 Meeting_Guide.pdf
- FILE: HS-1 ser1 wk4 Cake Crown Showdown.pdf
- VIDEO: HS-1 ser1 wk4 - When I read the Bible
- VIDEO: HS-1 ser1 wk4 – Good News?
- VIDEO: HHS-1 ser1 wk4 - C4: Ignite Your Catholic Faith – is the Bible True?



Week 5

5

- FILE: HS-1 ser1 wk5 Meeting_Guide.pdf
- VIDEO: HS-1 ser1 wk5 -What is Faith?
- VIDEO: HS-1 ser1 wk5 -Evidence
- VIDEO: HS-1 ser1 wk5 -Does Faith Belong in Public Life?



**RESOURCE
RECAP**

Printed in the United States of America. No part of this work may be reproduced, copied, transmitted, or stored in any form whatsoever, printed or electronic, without the prior written permission of the publisher. Scripture texts in this work are taken from the New American Bible, revised edition © 2010, 1991, 1986, 1970 Confraternity of Christian Doctrine, Washington, D.C. and are used by permission of the copyright owner. All Rights Reserved. No part of the New American Bible may be reproduced in any form without permission in writing from the copyright owner.

**Mission Network
Programs USA, Inc.**

525 Tribble Gap Road STE
1466 Cumming, GA 30028
855-556-6872

CustomerService@missionnetwork.com

www.MissionNetwork.com

Regnum Christi Programs
powered by ECYD
© 2017-18, Mission Network
Programs USA, Inc.,
All Rights Reserved.



BOOK THEME: What does it mean to believe in God?

This book contains 5 weeks of curriculum with questions that answer this theme. The book also includes one week dedicated to the service project that the Conquest members can do as a team.

FORGED IN VIRTUE. CALLED TO SERVE.

WWW.CONQUESTYOUTHMINISTRY.COM

POWERED BY



@CONQUESTCHALLENGE



@CONQUESTCLUBS

REGNUM CHRISTI PROGRAMS

©2017, MISSION NETWORK USA, INC.

SAMPLE CURRICULUM