

# TEAM LEADER GUIDEBOOK



## SUPERHERO FOR A DAY



**CONQUEST**  
CATHOLIC YOUTH MINISTRY  
**CURRICULUM**

# SAMPLE CURRICULUM





# TABLE OF CONTENTS

**BOOK THEME:** WHY ARE TRUST AND HOPE IMPORTANT TO CATHOLICS?

<b>HOW TO USE THE GUIDEBOOK</b>	<b>2</b>
<b>PROJECT OVERVIEW</b>	<b>6</b>
<b>WEEKLY ACTIVITIES</b>	
<b>WEEK 1 &gt;&gt;&gt; WHY DO PEOPLE SUFFER? CAN I HELP?</b>	<b>10</b>
<b>WEEK 2 &gt;&gt;&gt; WHO CAN I TRUST?</b>	<b>20</b>
<b>WEEK 3 &gt;&gt;&gt; CAN PEOPLE TRUST AND COUNT ON ME?</b>	<b>30</b>
<b>WEEK 4 &gt;&gt;&gt; HOW DO I KNOW THE FUTURE WILL BE GOOD?</b>	<b>40</b>
<b>WEEK 5 &gt;&gt;&gt; HOW CAN I LEARN TO ACCEPT PEOPLE FOR WHO THEY ARE?</b>	<b>50</b>
<b>WEEK 6 &gt;&gt;&gt; SERVICE PROJECT : SUPERHERO FOR A DAY</b>	<b>60</b>
<b>ONLINE RESOURCE RECAP</b>	<b>62</b>

This book is meant to be a guide to help you lead your team's weekly meeting & activities. There is one service project and 6 weeks of activities per book. The final week is meant to be a hands on apostolic service project with your team. Use your team leader guidebook as a workbook where you write in it and plan and prepare your team activities. You will find other helpful things for the activities on your Team Leader online resource center.

## THIS BOOK BELONGS TO:

Each weekly meeting is an opportunity to help your team members discover something new about God, themselves and the world around them. We all have questions in our hearts and Conquest gives you a unique way to work together to discover the answers to those questions. In Conquest, we have a special way to help the boys discover the answers to their questions:

**EXPERIENCE → CONNECT → DECIDE**



# HOW to USE this GUIDEBOOK

This guidebook is intended for your personal use, the Conquest “teen” team leader, (ideally 2-3 years older than the boys you are leading). The team leader is the most important role in the group, and the success of the team is directly proportionate to your generosity in giving your time and talent for your team of boys entrusted to you. This cannot be taken lightly. This is your mission. In order to help foster this dedication and leadership, the Conquest adult leader is present to actively encourage and motivate you. Ideally he will be reviewing your planning and preparation each week, offering his support, suggestions, and critique, all to form you into the true leader God calls you to be, with an apostolic heart on fire for Christ and His Church! Don’t forget to ask him for your password to the Team Leader online resource center on the Conquest website. This guidebook is broken down into the following areas:

**1. PROJECT OVERVIEW SECTION:** This is a complete overview of the entire proposed apostolic service project the team should complete in the weeks allocated. Of course you are free to choose any optional project from the online resources or even create your own!

## INTRODUCTION PAGE:

**Project Name and Logo:** This states the suggested name and logo for the apostolic project.

**Serves:** This indicates who or what is aided. (Poor, Family, Church, Friends, Sick & Elderly, or Community)

**Time Frame:** This indicates the time of year best to apply this apostolic project.

**Present the Need To My Team:** This area contains some questions for you to pose to the team to incite discussions on the particular topic that will lead them to the apostolate. It also may contain some references that you can use (Catechism, YouCat, Gospel verses, stories, etc.) to help you motivate the team.

**Called to Serve:** This is a summary of the apostolic project, and what the team is called to do to directly meet the need.

**WEEKLY PROJECT PLANNING:** This section lists the activities and planning suggestions to be taken week by week along with the appropriate question of the week.

## TACTICS BY AREAS

**Location:** The suggested place(s) where the project should be executed, along with some practical advice for the location planning.

**Provisions:** A list of items and materials needed to carry out the project.

**Responsibilities:** Since each boy needs a responsibility, this suggests some specific ones that will be needed for the project.

## SPECIAL SYMBOLS



Indicates a moment to ask the boys a question and get them talking



Indicates you will need a computer or tablet to watch a video clip online



Indicates a reference or quote from the YouCAT (Youth Catechism)



Indicates indoor or outdoor activity



Indicates the amount of approximate time needed for an activity (15 min’s to 1 hour)

**DEBRIEFING:** This area helps you to plan out the final details of the project including any last minute instructions for the team.

**Special Ops:** Provides key elements and best practices for the team's success.

**Contingency Plans:** This provides variations of the project. Depending on circumstances, projects can be varied to meet needs of the team or local area.

**Roll Call- Organizing the team:** This is where you can put the pertinent contact information for all those helping with this project including team members, adult volunteers and other contacts.

**Appendices:** Some projects may have an appendix which gives you an example or references that may be helpful for how certain aspects of the project can be done.

**Project Notes:** This area is left blank for you to write down any pertinent information for you to refer back to for this project.

## 2. WEEKLY ACTIVITIES:

**PLAN & PREP:** Each week you should review the weekly activity plan with the adult club mentor who can share some tips to help you better prepare for that next weeks activities. Each weekly activity has a "Prep and Plan" section to help you understand the theme.

**Question of the Week:** This is the actual theme to discuss and you need to gear all the activities to help answer this question.

**Need we are Responding To:** This presents the deeper need or reason why we ask this question.

**Convictions & Decisions:** These are ideas and decisions you are trying to help your team understand. Hopefully by the end of the meeting they are ready to live differently.

**What is the answer to the question?** Brief and summarized answer to present to the team.

**Main Ideas:** Usually a few ideas that help answer the question. Ideally, it is best to use this as a personal resource only for you to gain an understanding and come up with ideas to transmit this theme to the team. It is not meant to be read word for word, but rather summarized in your own words and stories.

**What does the catechism say about this question?** YouCat numbers are listed and quoted to help better answer the question of the week.

**How would you summarize the answer and main ideas in your own words?** A place for you to take notes to present the question and answer points to your team.



**YOU WILL SEE THESE ICONS IN  
THE GUIDEBOOK TO HELP YOU.**



Indicates videos  
on the Conquest  
Team Leader  
Online Resource  
Center



Indicates  
materials you  
will need for  
the activity



Very important!  
Indicates there are  
additional materials on  
the Team Leader  
online resource center



# HOW to USE this GUIDEBOOK

**This weeks meeting at A glance:** A breakdown of the 6 steps of the weekly meeting and approximate time per step.

**Material you will need for this week's meeting:** A list of supplies and materials for you to plan ahead of time to bring. Adult leaders should help you obtain them.

**What is on the team leader online resource center for this week?:** A list of files, handouts and videos you will need for the activities.

## EXECUTE: TEAM ACTIVITY TIMELINE

After you prepare, there are 6 steps to execute each week during your Conquest weekly activity.

**STEP 1 - SPORTS & GAMES:** Some suggestions are offered for an active activity that also ties in with the theme.

**STEP 2 - GETTING STARTED:** Always take attendance and choose someone to lead the opening prayer.

**STEP 3 - EXPERIENCE: -> DYNAMIC ACTIVITY:** This is the formative activity that will help you answer the question and get across the key ideas of the weekly theme. You want the boys to have an experience that helps them to better understand the question and the answer. Usually a game and video(s) for discussion.

### STEP 4- CONNECT

**TO CHRIST -> GOSPEL READING & REFLECTION:** One member should be chosen to read the Gospel passage. At the end, instruct the members that there will be 1-2 minutes of silence. You then ask if anyone would like to share any lights or inspirations. Insights and questions are also provided to assist you in leading the boys.

**TO OTHERS-> SAINTS & INSPIRATIONAL STORIES:** This is the time when you can tell them the story of a saint or modern day hero who also had this question of the week and found an answer.

**STEP 5- DECIDE -> TEAM COMMITMENTS:** The final connection should be to the boys own lives and they should want to live differently and make a decision – individually and as a team to do something that week. Suggestions are offered here for a commitment that the team can do. Review last weeks commitments, and how many team members fulfilled it.

**STEP 6 - PROJECT TIME & WRAP UP:** Review the previous weeks planning, action items and record this weeks new actions to be completed. Wrap up and closing prayer.

## 3. PROJECT EVALUATION

This area is great to evaluate how well the team did overall for this project. There are questions for you to answer and review with the Adult leader and your team.

### IMPORTANT NOTE:

You will need to access the following websites for resources for this team leader guidebook.

[www.ConquestYouthMinistry.com](http://www.ConquestYouthMinistry.com) : Click on “Resources” along the top menu, then click on the “Login” button under the Team Leader Resource Center & Training section. Make sure to obtain your password from your Conquest Adult Leader. Also, he should ask you to watch the Team Leader Online Training Modules, take the short quiz at the end, and print your certificate and provide it to him.

# THE 6 PARTS OF THE CONQUEST WEEKLY MEETING

**FOLLOW THE TABS ON THE BOTTOM OF THE PAGES TO KNOW WHAT PART OF THE MEETING YOU ARE ON.**

## 1- SPORTS & GAMES

Have a fun physical activity each week. Make sure virtue is always the focus.

## 2- GETTING STARTED

Start off with a prayer and state the QUESTION of the week.

## 3- EXPERIENCE- ACTIVITY

An activity that ANSWERS the question of the week through a game, video or dynamic.

## 4- CONNECT to CHRIST & the SAINTS

A gospel reflection on how Christ answers the question of the week, plus lives of the saints & heroic stories.

## 6- PROJECT TIME


Every week the team works on the service project that is in the book or another project chosen.

## 5- DECIDE

TEAM COMMITMENT. They decide on an action to put into practice the lesson they just learned.

1 2 3 **4** 5 6

# THE WEEKLY GUIDE SHEET HANDOUTS



The Team Leader online resource center has the weekly meeting guide sheets that you can print and hand out each week to your team members. You or the Adult Leader can also email them to the member's parents so they can see what their son learned and discussed that week.

## EACH MEETING GUIDE SHEET HAS:

- The question of the week and a few YouCat numbers that help answer the question
- A passage from the Gospel that helps answer the question
- A recap or quote from the saint and stories of the week that help answer the question
- A place to jot down the answer of the week in your own words.





SERVICE PROJECT:

# SUPERHERO FOR A DAY

## PRESENTING THE NEED TO MY TEAM

Saving the innocent, fighting for justice, beating the evils of the world, that is what a Superhero does. In comic books they have superpowers to achieve their results, but how much more super you would be if you are able to do it all without flying, morphing, or slinging webs? There are many innocent children who suffer in poverty in the inner city, in trailer parks, and in various other places in society. It is a grave injustice that they have to suffer this while most of us live a life more pampered than the greatest kings 200 years ago. For one day you can be a Superhero who goes whack, ka-pow, and bam to the evil of poverty for these kids by providing them with fun their parents could never afford. Maybe it is at amusement park, maybe it is at a bowling alley, maybe it is at a skating rink, or maybe somewhere else but you will lift these kids up for a day and bring them the joy of Christ.



### OUR CALL TO SERVE

We can rescue these kids from their poverty for a day and provide them with fun that they never could have had without us.

You could  
be a  
superhero!

## PROJECT OVERVIEW

WEEK	STEPS	QUESTION OF THE WEEK
1	<p><b>Decide:</b> Figure out what type of event you want to do as a Superhero for a day.</p> <p><b>Location:</b> Call a location and book a date for the event. Try to get them to discount it since this is a charity event.</p> <p><b>Buses:</b> Arrange for transportation for the poor kids to get to where it will happen on buses or other means, again try to get a discount.</p> <p><b>Money:</b> Start fundraising to pay whatever fees you will need to pay.</p>	<p>Why do people suffer? Can I help?</p>
2	<p><b>Pastor:</b> Speak with pastors at poor parishes to find out from them where you could organize getting kids to come to the event.</p> <p><b>Recruit:</b> Start recruiting volunteers from those you know and local schools.</p>	<p>Who can I trust?</p>

**PAGE INTENTIONALLY LEFT BLANK.**

**FOR ENTIRE CURRICULUM, VISIT  
WWW.CONQUESTYOUTHMINISTRY.COM  
TO LEARN ABOUT OUR ANNUAL  
MEMBERSHIP AND GUIDEBOOKS.**



# CAN PEOPLE TRUST & COUNT ON ME?

This section is meant to be a guide to help you prepare the activity for your team

## PREP and PLANNING FOR THE WEEKLY ACTIVITY

**NEED WE ARE RESPONDING TO:** I need to be a friend and to have friends.

**CONVICTIONS & DECISIONS TO REACH IN THE ACTIVITY** I need to base my life on charity and find true friends. I will give myself to others out of love.

**WHAT IS THE ANSWER TO THE QUESTION?** Trust is something that is gained over time. You count on people you trust because you know them, you know what they stand for and you know how they will react. If you want to be a person that people can turn to and trust, you need to be authentic and show people who you are and what you believe. If you are a good friend in the little things, people will turn to you in the bigger things. If you are a trustworthy son and brother, then your family will trust you with greater responsibilities. Trust is something that is built and proven.

### **MAIN IDEAS:**

These ideas will help you answer this weeks question. Highlight the main ideas that jump out at you so that you can have them clear in your mind.

1. Self-Confidence / Esteem rooted in God's Love: Our mistakes never take away the fact that God loves us... a lot. There is a person in your life that loves you more than anyone ever will and you don't need to find strength or trust in anyone else to fulfill your mission. If others do not trust me, does God? God always loves us, no matter how many times we have or will sin, he continues to renew his trust and love for us.
2. Set the bar: Do I Jump into activities I don't like or have never done joyfully? Be generous and rely on God's strength by doing things you don't like...you'll usually find you are reliable and can do many things. Do I do my chores well and when I am supposed to? If not, how can I be trusted with bigger things if my parents cannot rely on me in even the small things.
3. Humility: If you aren't trusted by others you may not have acted in a way to be worthy of their trust. Human trust can be rebuilt by good works but it takes time...it is key to remember that when I fail I have to know that God loves me no matter what I have done and push forward.
4. No one is perfect: This is true, but that is no excuse for not giving the best of myself to God and to others. People can and will trust me, but my confidence comes from knowing that God knows me perfectly and that he trusts me even if others don't.



Print out the Meeting Guide from the Team Leader online resource center for this week. The Meeting Guide Sheet for the team members has the numbers from the YouCat, gospel quote, saint stories and team discussion questions to help answer the question of the week.

### WHAT DOES THE CATECHISM SAY ABOUT THIS QUESTION?



Truthfulness means that one acts sincerely and speaks honestly. The truthful individual guards against double-dealing, misrepresentation, malicious deception, and hypocrisy. The worst form of untruthfulness is perjury. A great evil in all communities is slander of other people and malicious gossip: A tells B “confidentially” something derogatory that C said about B.

### HOW WOULD YOU SUMMARIZE THE ANSWER AND MAIN IDEAS IN YOUR OWN WORDS?

[illegible]

## PREP & PLAN

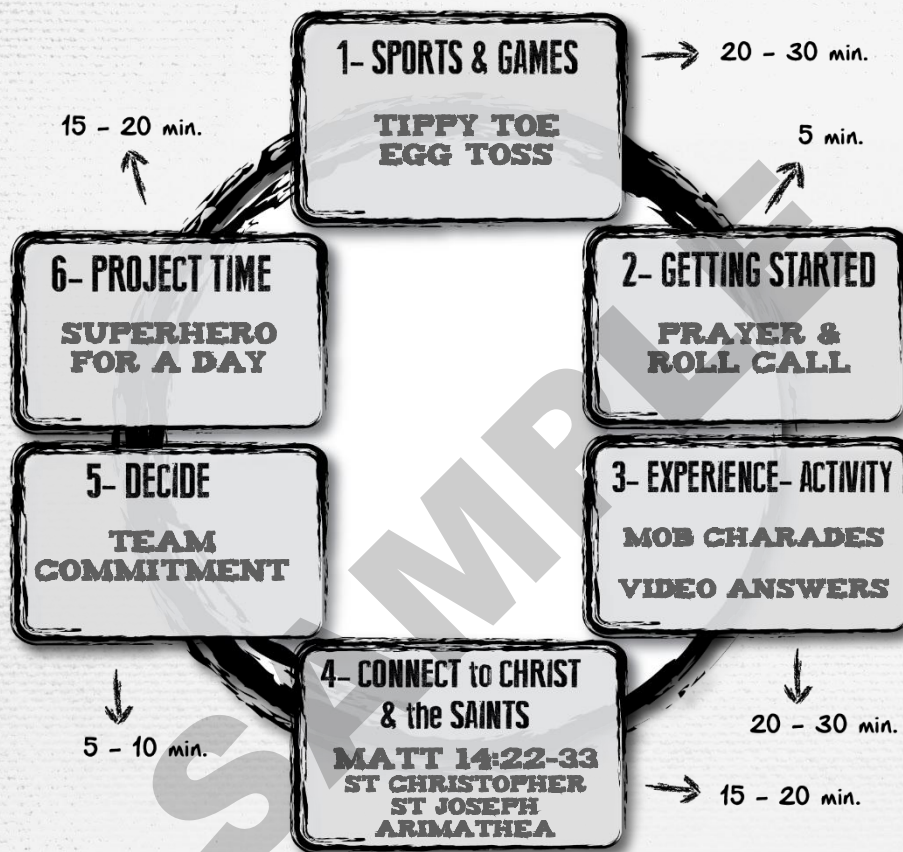
## BEFORE ACTIVITY



## WEEK # 3

# CAN PEOPLE TRUST & COUNT ON ME?

## WEEK 3 MEETING AT A GLANCE



### WHAT IS ON THE TEAM LEADER ONLINE RESOURCE CENTER FOR THIS WEEK?

- FILE: 5-6-1 ser1 wk3 Meeting\_Guide.pdf
- FILE: 5-6-1 ser1 wk3 TippyToe\_Egg\_Toss.pdf
- FILE: 5-6-1 ser1 wk3 Mob\_Charades.pdf
- VIDEO: 5-6-1 ser1 wk3 - Am I Trustworthy? – 1950's Children's Social Guidance Educational Film

### MATERIALS YOU WILL NEED:

- A computer or tablet to show videos
- Tippy Toe Egg Toss
  - For each member: garbage bag, 1 regular egg, 1 hardboiled egg
  - Print out Tippy Toe Toss words or use permanent marker on eggs
  - Print out Tippy Toe Sheet for each pair of players
  - Paper towels, broom and dust pan (if indoors)
- Mob Charades
  - Print out the Mob Charade Words
  - Timer, Poster, Sign, Tape



## PREP & PLAN

## BEFORE THE ACTIVITY





## SPORTS & GAMES



### TIPPY TOE EGG TOSS

#### MAKE IT HAPPEN:

**Set Up:** This game is pretty simple but set up before hand is important so that it does not get too messy. Place garbage bags down in two rows about 5 feet apart. There should be one for each person on the team. You will need to boil eggs before the meeting. There should be one hardboiled egg for each person on the team. On each of the hardboiled eggs, use a permanent marker and write "RELIABLE". You can also print these words off the Team Leader Online Resource Center and tape them on the eggs. Put them back into the egg carton so that the boys do not know they are hardboiled (but make sure you know which ones are real vs. hardboiled). You will also need two regular eggs per person for the toss (or you could use all hardboiled if you don't want to risk a mess). On the regular eggs use a permanent marker and write "HONEST" on half the eggs and "LOVING" on the other half so that each boy has one of each. Have paper towel and a broom handy if you are playing indoors. If outdoors, paper towels should suffice.

**Game Play:** Have each person on the team stand on one of the garbage bags and take off their shoes (and socks if they want – making them think they will get messy). They should be lined up facing someone on the other row of garbage bags, who will be their partner for the egg toss. Give each person two of the regular eggs – one that says "HONEST" and one that says "LOVING". Then have each boy take one of the hardboiled eggs that say "RELIABLE" on it and they have to place it under the heel of one of their feet so they are standing on their tippy toes. Once they are all in position, the game is played like a regular egg toss. The partners need to throw the HONEST egg to each other and catch it, then they throw the LOVING egg to each other and catch. They do this while standing on tippy toes. The two partners are out of the game if they drop or break all 4 regular eggs and crush the hardboiled eggs. If they break the regular eggs, they have the option of picking up the hardboiled egg (which they think are raw) under their heels and using that for egg toss. Or the pair can bow out and watch the others. Once everyone has caught the eggs from 5 feet apart, the two lines of partners take a step back and toss the eggs from a new distance. They can switch heels with the hardboiled egg if they like too. The winners are those with the most eggs unbroken at the end, or the last two standing.

**WRAP IT UP:** After the game give the boys the Tippy Toe Egg Toss sheets and as partners, have them fill out the answers. Then you can sit down and share their answers. Help them to see that honest, reliable, and loving people are trustworthy. You can count on or trust someone who is honest in the little things each day. You can count on or trust someone who is reliable and always there for you when you need them. You can definitely trust someone who loves you because they are looking out for your good. It is tricky to gain others trust, just like the game was tricky. It takes effort and each action we do every day is important to be trusted in greater things, just like each "Toss" was important.

#### ROLL CALL

List each member in attendance, and record a check mark if they brought their Conquest Member Book and are wearing their T-shirt

#### NAMES



## GETTING STARTED

#### OPENING PRAYER

Ask a team member to lead the opening prayer (Invocation of the Holy Spirit) in the Conquest Member book. Ask the boys if they have any special intentions.

---

---

---



3

4

5

6

## SPORTS & GETTING STARTED



# CAN PEOPLE TRUST & COUNT ON ME?

3

## EXPERIENCE: DYNAMIC ACTIVITY

### MOB CHARADES



#### CHECK IT OUT::

How well can you guess a word in Charades? Can your team count on you?

#### MAKE IT HAPPEN:

- Set Up:** Before the game you will need to make a sign with a poster board and appoint one person to be the cue card person. Print off the Mob Charade Words from the Team Leader Online Resource Center and have the Cue Card person tape them to the sign for each turn. You will need a large timer or a person who is keeping track of time. Print out the Mob Charade letters "COUNT" and "TRUST". Give one letter to each boy on the team and have them scramble to find their team mates who make up the same word. Have something to keep track of points for each team.
- Game Play:** You call up the person with the first letter of the word from team one ("C") and they come to the front and face the two teams. Instead of acting out the word, they need to guess what the charade word is while all of the other team members act out the word. The cue card person will run behind the guesser, showing the word to the crowd. When the timer starts, everyone needs to act out the word. The opposing team may try to act out distracting things. No talking aloud from the crowd. If they guess correctly, the team gets the point. If they do not guess, no point. Any cheating from the other team means they will lose a point. The team leader should give a clue and explanation of the word at the beginning of each turn to learn about trust. The winning team is the one with the most points at the end.



#### WRAP IT UP:

Discuss what the boys learned in playing this game. They should learn from the simple explanations of each word, but do they think that the team could count on them? What about trust? Even if they did not guess, the team probably trusted that they tried their best.



CONQUEST 5TH & 6TH GRADE ACTIVITY		
MOB CHARADES		
INSTRUCTIONS: Print out the Mob Charade Words and have them to the sign for each turn. Print off the letters COUNT and TRUST for the teams. Print off the clue sheet for the team leader to use on each turn.		
TEAM LEADER CLUE SHEET		
CHARADE WORD	CLUE GIVEN BEFORE TURN	EXPLANATION AFTER TURN
GHOST	IT'S IN THE NIGHT THE APPEARANCE CAUSE STARS WHEN WE COME TO THEM HAUNTED ON WINGS.	THE WORD BEFORE CHARADES THAT TONIGHT WE ARE A GHOST AND STAYING IN THE NIGHT.
ABRAHAM LINCOLN	AN ACTOR THAT IS A TRUE AND AN ACTOR.	ABRAHAM LINCOLN'S NAME WAS HONORED AND BELIEVED AS A GREAT MAN.
GOOSE	IT'S IN THE NIGHT THE APPEARANCE CAUSE STARS WHEN WE COME TO THEM HAUNTED ON WINGS.	THE WORD BEFORE CHARADES THAT TONIGHT WE ARE A GHOST AND STAYING IN THE NIGHT.
STARS	IT'S IN THE NIGHT THE APPEARANCE CAUSE STARS WHEN WE COME TO THEM HAUNTED ON WINGS.	THE WORD BEFORE CHARADES THAT TONIGHT WE ARE A GHOST AND STAYING IN THE NIGHT.
BRICK	IT'S IN THE NIGHT THE APPEARANCE CAUSE STARS WHEN WE COME TO THEM HAUNTED ON WINGS.	THE WORD BEFORE CHARADES THAT TONIGHT WE ARE A GHOST AND STAYING IN THE NIGHT.
ROCK	IT'S IN THE NIGHT THE APPEARANCE CAUSE STARS WHEN WE COME TO THEM HAUNTED ON WINGS.	THE WORD BEFORE CHARADES THAT TONIGHT WE ARE A GHOST AND STAYING IN THE NIGHT.

CONQUEST 5TH & 6TH GRADE ACTIVITY		
MOB CHARADES		
TEAM LEADER CLUE SHEET		
CHARADE WORD	CLUE GIVEN BEFORE TURN	EXPLANATION AFTER TURN
MISTAKES	CHARADES THAT AREN'T CHARADES AREN'T CHARADES.	THE WORD BEFORE CHARADES THAT TONIGHT WE ARE A GHOST AND STAYING IN THE NIGHT.
ROCK	IT'S IN THE NIGHT THE APPEARANCE CAUSE STARS WHEN WE COME TO THEM HAUNTED ON WINGS.	THE WORD BEFORE CHARADES THAT TONIGHT WE ARE A GHOST AND STAYING IN THE NIGHT.
ANNUNCIATION	IT'S IN THE NIGHT THE APPEARANCE CAUSE STARS WHEN WE COME TO THEM HAUNTED ON WINGS.	THE WORD BEFORE CHARADES THAT TONIGHT WE ARE A GHOST AND STAYING IN THE NIGHT.
DONKEY	IT'S IN THE NIGHT THE APPEARANCE CAUSE STARS WHEN WE COME TO THEM HAUNTED ON WINGS.	THE WORD BEFORE CHARADES THAT TONIGHT WE ARE A GHOST AND STAYING IN THE NIGHT.
SKAT FOLDS	IT'S IN THE NIGHT THE APPEARANCE CAUSE STARS WHEN WE COME TO THEM HAUNTED ON WINGS.	THE WORD BEFORE CHARADES THAT TONIGHT WE ARE A GHOST AND STAYING IN THE NIGHT.
DETRICK	IT'S IN THE NIGHT THE APPEARANCE CAUSE STARS WHEN WE COME TO THEM HAUNTED ON WINGS.	THE WORD BEFORE CHARADES THAT TONIGHT WE ARE A GHOST AND STAYING IN THE NIGHT.

1 2 3 4 5 6



**VIDEO ANSWERS:**

Let's watch an older black and white video from the 1950's. No it is not boring! There is lots you can learn from old TV shows and videos so pay attention!



Video #1 – 5-6-1 ser1 wk3 - Am I Trustworthy? – 1950's Children's Social Guidance Educational Film



Discuss with the team what they thought about the video. What did they learn? Trustworthiness was just as important 65+ years ago as it is now. What did they learn specifically about trustworthiness? How can they apply this to their everyday life?



# CAN PEOPLE TRUST & COUNT ON ME?



## CONNECT: TO CHRIST in the GOSPEL REFLECTION

### GOSPEL READING:

**MATTHEW 14: 22-33**

### PETER WALKS ON WATER

Then he made the disciples get into the boat and precede him to the other side, while he dismissed the crowds. After doing so, he went up on the mountain by himself to pray. When it was evening he was there alone. Meanwhile the boat, already a few miles offshore, was being tossed about by the waves, for the wind was against it. During the fourth watch of the night, he came toward them, walking on the sea. When the disciples saw him walking on the sea they were terrified. "It is a ghost," they said, and they cried out in fear. At once Jesus spoke to them, "Take courage, it is I; do not be afraid." Peter said to him in reply, "Lord, if it is you, command me to come to you on the water." He said, "Come." Peter got out of the boat and began to walk on the water toward Jesus. But when he saw how strong the wind was he became frightened; and, beginning to sink, he cried out, "Lord, save me!" Immediately Jesus stretched out his hand and caught him, and said to him, "O you of little faith, why did you doubt?" After they got into the boat, the wind died down. Those who were in the boat did him homage, saying, "Truly, you are the Son of God."

### GOSPEL INSIGHTS:

- Peter starts walking on the water just fine. Peter has faith but then, just like in our lives, things around him get out of control and he stops and thinks about trying to control it himself and in doing so he fails and starts to sink.
- Peter calls out with his eyes unable to see because of the water and wind raging around him. Peter becomes like Bartimeus the blind man. He calls out to Jesus above the storm and Jesus hearing him comes and brings him out of the water. Immediately Jesus stretched out his hand and took hold of him, and said to him, "You of little faith, why did you doubt?" It is faith in Christ not ourselves that gives us confidence.
- Only when we know that God loves us without conditions are we truly confident that we can do anything.

### REFLECTION QUESTIONS TO TALK ABOUT

- Would you trust Jesus enough to get out of the boat and walk on water?
- What are some things that Jesus asks us to do that we could think as impossible
- as walking on water?
- Why did Peter sink if he started out so full of faith?
- What does the storm represent in our own lives?
- Is self-confidence the core truth needed to "walk on water" or is it something else?



### HOW DID CHRIST HELP US ANSWER THIS WEEK'S QUESTION IN THIS PASSAGE?

Jesus answers this week's question with his words to Peter about trusting in God. If we want to be able to be trustworthy, then we have to learn how to trust others like Peter learned in this passage.



Remember – the goal of this moment is to help the boys realize that they are not the only ones who have dealt with this question. Share the story of the saint or other inspirational story.

## ST CHRISTOPHER



There are several legends about St Christopher including the one where he was crossing a river when a child asked to be carried across. When Christopher put the child on his shoulders he found the child was unbelievably heavy. The child, according to the legend, was Christ carrying the weight of the whole world.

This was what made Christopher patron saint of travelers and is invoked against storms, plagues, etc.

His name Christopher, means Christ-bearer. He died a martyr during the reign of Decius in the third century.

## ST JOSEPH OF ARIMATHEA



Joseph of Arimathea was mentioned in the Gospels, as the man who donated his own prepared tomb for the burial of Jesus after Jesus' Crucifixion. He is mentioned in all four Gospels. The four gospels describe Joseph differently, but we know he was wealthy, respected, honest and followed Jesus. According to Mark 15:43, he was an "honorable counselor" meaning a member of the Jewish Sanhedrin, who was searching for the kingdom of God". In Matthew 27:57 he is not described as a counselor, but as a rich man and a disciple of Jesus. In John 19:38 he was secretly a disciple of Jesus: as soon as he heard the news of Jesus' death, he "went in boldly unto Pilate, and craved the body of Jesus."

Pilate, reassured by a centurion that the death had taken place, allowed Joseph's request. Joseph immediately purchased fine linen (Mark 15:46) and proceeded to Golgotha to take the body of Jesus down from the cross.

There, assisted by Nicodemus, Joseph took the body and wrapped it in the fine linen and applied myrrh and aloes. Jesus' body then was brought to a man-made cave hewn from rock in the garden of Joseph's nearby house. This event was also mentioned in Luke 23:50 where it reads that he was a member of the Council and a good and righteous man, and that he was from Arimathea and was waiting for the kingdom of God. He is said to have gone to Pilate and asked for the body of Christ. The story goes on to relate to the care he took wrapping Jesus' body in preparation for entombment. (Luke 23:50-56) Joseph of Arimathea is venerated as a saint by the Roman Catholic, Eastern Orthodox, Lutheran, and some Anglican churches. Some legends connect Joseph to keeping the Holy Grail and later moving to be the first bishop of England.



# CAN PEOPLE TRUST & COUNT ON ME?

## 5 DECIDE: TEAM COMMITMENT

### TEAM REVIEW OF LAST WEEK'S COMMITMENT

WHAT WAS THE Q & A FROM LAST WEEK? >>>

WHAT WAS OUR COMMITMENT FROM LAST WEEK? >>>

HOW DID WE ALL FULFILL THE COMMITMENT FROM LAST WEEK?

Every team member should indicate how well they did in fulfilling their commitments over the past week with a thumbs up, to the side, or down. The Team Leader should track each result by placing an "x" under the appropriate thumb symbol, then circle the hand with the most marks to indicate how well they performed their commitments as a team.



### THIS WEEK'S TEAM COMMITMENT

Lead your team to come to a decision to live their lives differently after this activity...

WHAT WAS THE QUESTION WE STARTED OUT WITH?

Can people trust and count on me?

WHAT DID WE FIND OUT? WHAT WAS OUR ANSWER?

People can and will trust me, but my confidence comes from knowing that God knows me perfectly and that he trusts me. I have to remember that lasting friends who you can trust are more important than popularity. The gospel and saints show us that if we set our eyes on God we can be people that are steadfast.

**SUGGESTIONS FOR PERSONAL COMMITMENTS:**

I will say a prayer before going to bed tonight telling God that I know he loves me without conditions and that tomorrow I will offer myself to help out at home in a way I never have before. (Try to do something new relying not on your knowledge of how to do it but by asking others show your dependence on God)

**WHAT IS SOMETHING WE CAN WORK ON TOGETHER AS A TEAM AND PUT THIS INTO PRACTICE?**

We can each commit to rebuilding trust with others by putting them first, and serving and loving them as Jesus would. We will each do our chores this week at home without complaining and when it is expected to be done. We can also offer to do more, to help regain the trust of our parents and let them know that they can count on us in the future.





## >>> OUR TEAM COMMITMENT FOR THIS WEEK:

---



---



---



---



6

## PROJECT PLANNING & WORK

### THIS WEEK'S PROJECT ACTION ITEMS

WHO	ACTION ITEM	NOTES
	<b>Gift bags:</b> Start going to businesses and individuals to get items that you could give out as gifts for the kids and their families at the end.	
	<b>Kids:</b> Start announcing this event at a poor parish. The best way to do this is to go and make an announcement at the end of Mass. For organization's sake you need to get them registered so you have a tally.	

## REMEMBER the VIRTUE

## >>> OF THE MONTH <<<

**SEPTEMBER: HONESTY**  
**OCTOBER: FAITH**

Review the Conquest Member Calendar and remind all members of the particular Virtue of the Month. Discuss with the team how they can conquer this virtue this month and work on ways of living the virtue each and every day. Make sure they take notes in their Conquest Member Book and all commit to working on this virtue.

## WRAP UP & CLOSING PRAYER

V: We give you thanks Almighty God for all your gifts, living and reigning now and forever.

R: Amen.

V: Christ our King!

R: Thy Kingdom come!

V: Mary Most Pure, Queen of the Family!

R: Pray for us!

1 2 3 4 5 6

PROJECT WORK & WRAP UP



**PAGE INTENTIONALLY LEFT BLANK.**

**FOR ENTIRE CURRICULUM, VISIT  
WWW.CONQUESTYOUTHMINISTRY.COM  
TO LEARN ABOUT OUR ANNUAL  
MEMBERSHIP AND GUIDEBOOKS.**

# ONLINE RESOURCES RECAP

REMEMBER- This book is not complete without the handouts and material found on the Team Leader Resource Center. Visit your team leader headquarters [www.conquestyouthministry.com/resources](http://www.conquestyouthministry.com/resources)



## Week 1

1



### ON THE TEAM LEADER ONLINE RESOURCE CENTER

- FILE: 5-6-1 ser1 wk1 Meeting\_Guide.pdf
- FILE: 5-6-1 ser1 wk1 Inflatable\_Puzzles.pdf
- VIDEO: 5-6-1 ser1 wk1 - Why Do We Suffer?
- VIDEO: 5-6-1 ser1 wk1 - WOTS - Why do people suffer?



## Week 2

2


- FILE: 5-6-1 ser1 wk2 Meeting\_Guide.pdf
- FILE: 5-6-1 ser1 wk2 Dupe\_Detector.pdf
- VIDEO: 5-6-1 ser1 wk2 - Flawless - Britain's got talent 2009
- VIDEO: 5-6-1 ser1 wk2 - Everyday Faith: Conversations that count



## Week 3

3

- FILE: 5-6-1 ser1 wk3 Meeting\_Guide.pdf
- FILE: 5-6-1 ser1 wk3 TippyToe\_Egg\_Toss.pdf
- FILE: 5-6-1 ser1 wk3 Mob\_Charades.pdf
- VIDEO: 5-6-1 ser1 wk3 - Am I Trustworthy? - 1950's Children's Social Guidance Educational Film



## Week 4

4

- FILE: 5-6-1 ser1 wk4 Meeting\_Guide.pdf
- FILE: 5-6-1 ser1 wk4 Sticky\_Snags.pdf
- VIDEO: 5-6-1 ser1 wk4 - Rain - Rob Bell



## Week 5

5

- FILE: 5-6-1 ser1 wk5 Meeting\_Guide.pdf
- FILE: 5-6-1 ser1 wk5 Box\_Ball\_Races.pdf
- FILE: 5-6-1 ser1 wk5 Coke\_Pepsi.pdf
- VIDEO: 5-6-1 ser1 wk5 - Charlotte & Jonathan - Britain's Got Talent
- VIDEO: 5-6-1 ser1 wk5 - Kevin Skinner - America's Got Talent - Audition



### A SPECIAL THANK YOU TO THE CONTRIBUTORS OF THIS GUIDEBOOK

Todd Brechbill - Conquest National Director  
Nadine McMillan - Challenge National Director

COVER DESIGN BY  
ASTIN JOECKEL  
[ajoeckel@gmail.com](mailto:ajoeckel@gmail.com)

Printed in the United States of America. No part of this work may be reproduced, copied, transmitted, or stored in any form whatsoever, printed or electronic, without the prior written permission of the publisher. Scripture texts in this work are taken from the New American Bible, revised edition © 2010, 1991, 1986, 1970 Confraternity of Christian Doctrine, Washington, D.C. and are used by permission of the copyright owner. All Rights Reserved. No part of the New American Bible may be reproduced in any form without permission in writing from the copyright owner.

Mission Network  
Programs USA, Inc.

525 Tribble Gap Road STE 1466  
Cumming, GA 30028  
855-556-6872

[CustomerService@missionnetwork.com](mailto:CustomerService@missionnetwork.com)

[www.MissionNetwork.com](http://www.MissionNetwork.com)

Regnum Christi Programs  
powered by ECDY  
© 2017-18, Mission Network  
Programs USA, Inc.,  
All Rights Reserved.

RESOURCE  
RECAP





**BOOK THEME: Why are faith and trust important to Catholics?**

This book contains 5 weeks of curriculum with questions that answer this theme. The book also includes one week dedicated to the service project that the Conquest members can do as a team.

**FORGED IN VIRTUE. CALLED TO SERVE.**

**WWW.CONQUESTYOUTHMINISTRY.COM**

POWERED BY  ECyD



**@CONQUESTCHALLENGE**



**@CONQUESTCLUBS**

REGNUM CHRISTI PROGRAMS  
©2017, MISSION NETWORK USA, INC.

**SAMPLE CURRICULUM**