



**CHALLENGE & CONQUEST YOUTH MINISTRY**  
**ONE WEEK SAMPLE CURRICULUM**  
**CHRISTMAS & ADVENT EDITION**

*Friendship*  
**Challenge**  
*Catholic* *Service*

# BEFORE YOU START

In order to get the most out of your free week of activities, you should understand a few of the Challenge and Conquest **METHODS OF MINISTRY**. The curriculum is designed to be used with these specific methods in mind.

## GENDER SPECIFIC

Start off by splitting your group into boys and girls. For some parts of the meeting they will be together but other parts they will be in smaller gender specific groups.

## TEAM BASED

Now split the group into teams of 6- 10 kids. If you have a large group, you can split them into teams by ages (5<sup>th</sup> & 6<sup>th</sup> grade and 7<sup>th</sup> & 8<sup>th</sup> grade).

## TEEN LED

This is the secret to the meeting's success – choose the oldest teens in your group to lead the smaller teams you have formed. It helps that they are about 2 years older than the group they are leading.

## SERVICE DRIVEN

We try to make service a part of every meeting. At Christmas this should be easy. We will give you a few examples of popular Challenge & Conquest service projects.

To find out more about our **METHODS OF MINISTRY**, download our info book free from our websites.



**CONQUEST**  
FORGED IN VIRTUE. CALLED TO SERVE.  
CATHOLIC YOUTH MINISTRY

## CONTACT US!

[CUSTOMERSERVICE@MISSIONNETWORK.COM](mailto:CUSTOMERSERVICE@MISSIONNETWORK.COM)

# 1 855 556-6872

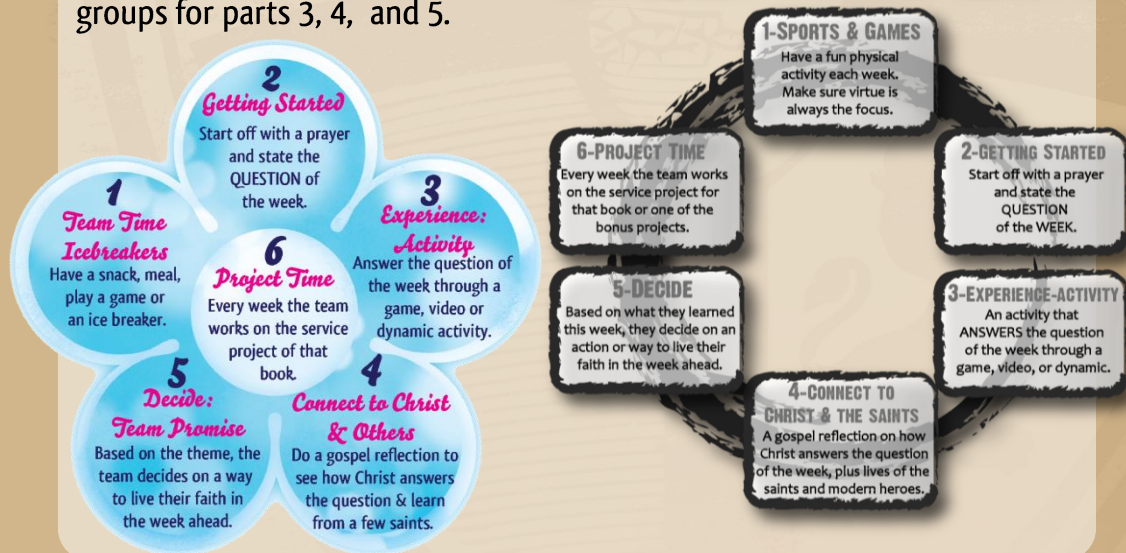
[www.challengeyouthministry.com](http://www.challengeyouthministry.com)

[www.conquestyouthministry.com](http://www.conquestyouthministry.com)



# 6 PARTS OF WEEKLY ACTIVITY

Both Challenge and Conquest have 6 parts to the weekly activities. The free week of activities follows this format. You can have all the teams together in a large group for parts 1, 2 and 6. Try to give them a chance in their small groups for parts 3, 4, and 5.



## HOW TO USE THE FREE CURRICULUM

**ASSEMBLE THE TEAM** Meet with the team leaders and print off copies of this e book for them. Go through the steps and choose the activities that they think would work best with their age group and their teams. Work with them to prepare supplies.

**STEP 1** Choose an icebreaker, sport or game to play for first 15 or 20 min. You will find 3 options of Christmas games that you can choose from in this book.

**STEP 2** The question of the week is the theme of the activity. We try to help the teens discover the answer to the question by the end of the meeting. The Question of the week for the free curriculum is "What are Advent and Lent all about?" Have the team leaders read over the Youcat numbers that answer the question and the points presented in the free curriculum.

**STEP 3** With the team leaders read through the different parts of the meeting and divide up who will prepare each part. There are printable items at the end of the booklet and online videos.




# WEEKLY CURRICULUM SAMPLE

Print a copy of this section for the Challenge team teen leaders.

This sample week book is meant to be a guide to help you lead your team's weekly meeting & activities. Each weekly meeting is an opportunity to help your team members discover something new about God, themselves and the world around them. We all have questions in our hearts and Challenge gives you a time to work together to discover the answers to those questions .

**LOOK ON THE CORNER OF THE PAGE FOR  
THE FLOWER TO KEEP TRACK OF EACH  
PART OF THE MEETING.**





# WHAT ARE THE LITURGICAL SEASONS ADVENT & LENT?

## *Before: Prep & Plan*

This section is meant to be a guide to help you prepare this week's meeting & activity for your team.

**DEEPER NEED WE ARE RESPONDING TO:** I need to have a new relationship with God.

**CONVICTIONS & DECISIONS TO REACH THIS WEEK:** Christ loves me and calls me to a long-lasting friendship with him. I will learn more about Christ's Church to grow closer to him.

### **WHAT IS THE ANSWER TO THE QUESTION?**

Just as there are four seasons in a year, the church has its seasons for the Liturgy which we call Liturgical Seasons. Over the course of the year in each season, we get to know more about Christ's life and the word of God. There are different moments that we celebrate the life Jesus. We mark those moments with their own special readings, traditions and by using different colors in the Mass. Advent and Lent are part of these seasons.

### **MAIN IDEAS:**



#### **TIP**

These ideas will help you answer this week's question. Highlight the main ideas that jump out at you so that you can have them clear in your mind.

1. Each sport has its season and its own uniform. Soccer players don't wear hockey skates or play in winter time. When you go to Mass you probably notice that there are seasons and the priest is wearing different color of vestments. It's all for a reason.
2. **Advent:** During the Season of Advent we prepare for Jesus' coming as a Baby into our lives. It begins 4 weeks before Christmas. **Christmas:** The beautiful celebration of Christ's birth begins on December 25<sup>th</sup> and goes until the 12<sup>th</sup> day after Christmas. It ends on January 6<sup>th</sup>, when we celebrate the visit of the Three Wise Men (Epiphany). The Church is often decorated with red poinsettias.
3. **Ordinary Time:** After the Christmas we begin 36 weeks of 'ordinary' time. It helps us to imagine that most of Our Lord's life was spent in a quiet village called Nazareth.
4. **Lent:** It is a time of preparation for Jesus' Suffering, Death and Resurrection, called 'Lent'. At this time we should aim toward, a *spiritual rebirth*. To accomplish this we're called to do three things: give alms, sacrifice, and deepen in prayer. Lent begins with Ash Wednesday and ends with Easter Sunday. It is approximately 40 days long. **Easter:** The most important day of the year is Easter Sunday. The Season lasts for 50 days and ends on Pentecost.



## WHAT DOES THE CATECHISM SAY ABOUT THIS QUESTION?

### *#101 Why did Jesus have to redeem us on the Cross, of all places?*

The Cross on which Jesus, although innocent, was cruelly executed is the place of utmost degradation and abandonment. Christ, our Redeemer, chose the Cross so as to bear the guilt of the world and to suffer the pain of the world. So he brought the world back home to God by his perfect love. God could not show his love more forcibly than by allowing himself in the person of the Son to be nailed to the Cross for us. Crucifixion was the most shameful and most horrible method of execution in antiquity. It was forbidden to crucify Roman citizens, whatever crimes they were guilty of. Thereby God entered into the most abysmal sufferings of mankind. Since then, no one can say “God does not know what I’m suffering.”

### *#104 Can you be a Christian without believing in the Resurrection of Christ?*

No. “If Christ has not been raised, then our preaching is in vain and your faith is in vain” (1 Cor 15:14).

## HOW WOULD YOU SUMMARIZE THE ANSWER AND MAIN IDEAS IN YOUR OWN WORDS?

---

---

---

---

---

---

---

---


---

---

# Week 7: WHAT ARE THE LITURGICAL SEASONS ADVENT & LENT?

*Before: Prep & Plan*

## THIS WEEK'S MEETING GUIDE SHEET:



### Weekly Meeting Guide

## WHAT ARE THE LITURGICAL SEASONS OF LENT & ADVENT?

YOU CAT


**#104 CAN YOU BE A CHRISTIAN WITHOUT BELIEVING IN THE RESURRECTION OF CHRIST?** No. "If Christ has not been raised, then our preaching is in vain and your faith is in vain" (1 Cor 15:14).

**#101 WHY DID JESUS HAVE TO REDEEM US ON THE CROSS, OF ALL PLACES?** The Cross on which Jesus, although innocent, was cruelly executed is the place of utmost degradation and abandonment. Christ, our Redeemer, chose the Cross so as to bear the guilt of the world and to suffer the pain of the world. So he brought the world back home to God by his perfect love. God could not show his love more forcibly than by allowing himself in the person of the Son to be nailed to the Cross for us. Crucifixion was the most shameful and most horrible method of execution in antiquity.

## SAINTS & INSPIRATIONAL STORIES


**ST JOSEPHINE BAKHITA**


St Josephine lived a life of sacrifice and suffering on her way to discover the Catholic faith. When she discovered the faith she appreciated the richness of the liturgy and seasons. She identified with Christ during Lent and Easter and connect the little advents in her life with the Advent in the liturgy.



**ST VINCENT FERRAR**

St Vincent was known for being a great preacher and teacher across Europe with retreats and talks that would inspire people to understand and live their faith. He especially focused on helping them understand Lent and Advent to understand better the life of Christ.





**BUT WHEN HE RETURNED AFTER OBTAINING THE KINGSHIP, HE HAD THE SERVANTS CALLED, TO WHOM HE HAD GIVEN THE MONEY, TO LEARN WHAT THEY HAD GAINED BY TRADING. THE FIRST CAME FORWARD AND SAID, 'SIR, YOUR GOLD COIN HAS EARNED TEN ADDITIONAL ONES.' HE REPLIED, 'WELL DONE, GOOD SERVANT! YOU HAVE BEEN FAITHFUL IN THIS VERY SMALL MATTER: TAKE CHARGE OF TEN CITIES' - LUKE 19:11-26**

## ANSWER IN YOUR OWN WORDS:

---



---

5th & 6th Grade
BOOK 3 WEEK 7



**TIP**

Getting ready is the first step to a great weekly meeting and activity with your team. Remember – your whole meeting should be a series of activities and experiences that help the girls on your team answer the question of the week. There should not be a “talk” where the girls are just listening.

### ***This Week's Meeting at a Glance***

- 1** Team Time
  - 2** Get Started: Prayer & Question
  - 3** Experience:-Activity:  
Lent & Advent Haloball/ Videos
  - 4** Connect-Gospel Reflection: Luke 19:11-26
  - 5** Saints : St Vincent Ferrar/  
St Josephine Bakita
  - 6** Decide: Team Promise
- Project Time
- Wrap Up

## **MATERIAL YOU WILL NEED FOR THIS WEEK'S MEETING:**



Computer or tablet to watch videos

4 mini basketball nets attached to headbands OR 8 baseball caps made into 4 double caps with words ADVENT and LENT taped to them

Print outs of Advent and Lent Signs

Print outs of the Halo Ball Sheets, crumpled into balls

Print outs of Liturgy Game Answer Sheet for Team Leader and Clue Slips

2 Print outs of Liturgy Cards taped to boxes or square paper plates

Print out of Liturgy Cheat Sheet

Christmas music

## **WHAT IS ON THE TEAM LEADER USB DRIVE OR ONLINE THAT CAN HELP FOR THIS WEEK'S ACTIVITIES?**

CHECK THE



USB DRIVE

Halo Ball Cards & Signs

Liturgy Monster Puzzle Pieces and Answers

Book 3 Week 7 Meeting Guide



## Week 7: WHAT ARE THE LITURGICAL SEASONS ADVENT & LENT?

### 1 Team Time

What is the plan this week for the beginning of the meeting? A game? Fun idea for snack? Special occasion? Icebreaker?

### 2 Getting Started

**Start off with a prayer.** You can say a Hail Mary, Glory Be or the Holy Spirit Prayer.  
**Who is there this week?**

**Let your team know the question of the day:** What are the liturgical seasons?  
**Let them know what else you have planned for the meeting**

### 3 Experience – Activity:

#### ACTIVITY 1: LENT & ADVENT HALO BALL



**Set Up:** This game is a simple way to introduce your team to the components of Advent and Lent. Before the meeting, you will need to make a Faceketball Head Hoop which is a head band (sweat band works) with a mini office basket ball hoop attached. This can also be done with two baseball hats – just put one baseball hat upright and flip the other one over so it looks like a bucket. Attached the two hats by feeding a string through the air holes located on the top of the caps. You only need four faceketball hoops or double hats - two for each team. You should put the signs that say ADVENT and LENT on one of the hoops or hats for each team. You can print off the Halo Ball Cards from the Team Leader USB or Resource Center. These cards should be crumpled up into balls and placed in a line down the middle of the room. (Another variation is to blow up water balloons – without water- and put the papers inside uncrumpled.) The teams should pick two people from their team to wear the double hat or faceketball thing. One person will have an Advent hoop and the other a Lent hoop. The hoop-wearers should stand in the middle of the room on opposite sides of the line facing **one** another – about 3 feet from the line of paper, so that people can make the shot.

**Explanation:** The teams line up down the line of paper on either side and players from both teams alternate picking up a paper – reading it **out loud** and trying to make a shot into the correct hoop – ADVENT or LENT on the



opposing team. If they miss the shot, the ball goes back on the line and no point is given. If they get the shot in the correct hoop, they get the point and keep the ball. If they shoot the ball in the wrong hoop – (Advent instead of Lent or vice versa), then the team leader calls “foul” and the other team gets to try to take a shot. The team with the most points when all the papers are gone wins.

**Running Variation:** Set up the papers all over the room and the two faceketball people at the end. When a person uncrumples a paper, they need to call FREEZE and all the other players stop. The crumpled paper is thrown – passed to the nearest person to the hoop and shot. After the shot is made the game resume until another person feels their team is ready in the right spots to call FREEZE.

## ACTIVITY 2: VIDEO ANSWERS

You can watch these 2 videos with the girls to “cram” for the next part of the meeting. Make sure the girls listen to the answers so they are ready for Liturgical Calendar Game to follow.

### VIDEO



### ANSWERS

#### You Don't Know Jack...about Advent

<http://youtu.be/MnzKhbDFGMw>

#### Ash Wednesday & Lent in Two Minutes

<http://youtu.be/m3L3c23MfC0>

#### Advent in 2 Minutes

<http://youtu.be/S02K0lw7dIA>

#### Holy Week in Two Minutes

[http://youtu.be/HugMM\\_3FfnI](http://youtu.be/HugMM_3FfnI)

#### You Don't Know Jack!...about Lent

<http://youtu.be/67O-8qIT-gE>

## ACTIVITY 3: LITURGY MONSTER PUZZLE



**Set Up:** Bigger is better. Print the cards from the Team Leader USB or resource center and glue or tape them to building blocks, small boxes or on square paper plates so that the puzzle is larger and more difficult and dynamic to complete. Remember to make 2 copies of everything for both teams. There are clue slips of paper that the team leader **will** randomly give out to the teams as the game progresses to help them out, so print those off

and cut them up. Play Christmas music even if it is the middle of May to help get the girls in the liturgical spirit.

**Explanation:** In this game, split the team into two groups. Each group is given 30 cards containing 30 major feast days that make up the Liturgical Calendar. They need to try to line up the pieces in the correct chronological order – in a circular shape on the floor. They can have one Challenge calendar or the YOUCAT Cheat Sheet found on the Team Leader USB or Resource Center to help them with the answers. When a group says they are finished, everyone stops. You can check the card's order against the answer key in private. If they are in the wrong order, the other groups gets an extra 60 seconds to continue while the group that had an attempted finish gets a 60 second penalty.

**Discuss:** In this game we learned about the Church's official calendar called the Liturgical Calendar. We can learn more about the Church to understand Christ better and become closer to him. We should never stop trying to seek and learn the richness of our Catholic Faith.



# WHAT ARE THE LITURGICAL SEASONS ADVENT & LENT?

4

## Connect ➔ To Christ: Gospel Reflection



Remember – the gospel reflection is a moment to help the girls understand how Jesus responded to this week's question with his life or his words in the gospel. Choose one of the girls to read the passage.

### GOSPEL READING

#### Parable of the Talents

Luke 19:11-26

While they were listening to him speak, he proceeded to tell a parable because he was near Jerusalem and they thought that the kingdom of God would appear there immediately. So he said, "A nobleman went off to a distant country to obtain the kingship for himself and then to return. He called ten of his servants and gave them ten gold coins and told them, 'Engage in trade with these until I return.' His fellow citizens, however, despised him and sent a delegation after him to announce, 'We do not want this man to be our king.' But when he returned after obtaining the kingship, he had the servants called, to whom he had given the money, to learn what they had gained by trading. The first came forward and said, 'Sir, your gold coin has earned ten additional ones.' He replied, 'Well done, good servant! You have been faithful in this very small matter; take charge of ten cities.' Then the second came and reported, 'Your gold coin, sir, has earned five more.' And to this servant too he said, 'You, take charge of five cities.' Then the other servant came and said, 'Sir, here is your gold coin; I kept it stored away in a handkerchief, for I was afraid of you, because you are a demanding person; you take up what you did not lay down and you harvest what you did not plant.' He said to him, 'With your own words I shall condemn you, you wicked servant. You knew I was a demanding person, taking up what I did not lay down and harvesting what I did not plant; why did you not put my money in a bank? Then on my return I would have collected it with interest.' And to those standing by he said, 'Take the gold coin from him and give it to the servant who has ten.' But they said to him, 'Sir, he has ten gold coins.' 'I tell you, to everyone who has, more will be given, but from the one who has not, even what he has will be taken away. Now as for those enemies of mine who did not want me as their king, bring them here and slay them before me.'"

### GOSPEL INSIGHTS

Talents are like gifts that God gives us. **They** are not just human talents like play the piano or being a great long distance runner. Talents (**or** this money in this passage) is symbolic of gifts and graces that God gives **us each** day and in our lives. The liturgy is one of those gifts. A lot of people do not know what to do with it. They don't take time to understand it or realize the potential. They just put it away and ignore it. God wants us to understand and live the liturgical year close to him to get to know his Son's life.



## REFLECTION QUESTIONS TO TALK ABOUT

- Have I ever thought of the Church as a gift or talent from God?
- Do I realize that I can just ignore the richness of my Catholic faith or I can take time to understand it fully? Like the liturgical season?
- What do you think God expects us to do with the gift or talent of the liturgical season?
- What does he expect us to do with Lent? Advent? Christmas? Easter?

## HOW DID CHRIST HELP US ANSWER THIS WEEK'S QUESTION IN THIS PASSAGE?

Christ answers this week's question by showing us how everything he gives us is for a reason and we need to look into our faith and understand its richness. Each time of the year is a season where we can grow in love for him.

4

### Connect → Saints and Stories



TIP

Remember – your team and you are not the only people who have asked the question. Let's talk about other people who have asked themselves this same question and found an answer.

## St Josephine Bakhita



Saint Josephine Bakhita was born in Sudan Africa in 1869. Her carefree and happy childhood, however, ended at 7-9 when slave traders captured her and forced her to walk 600 miles (960km) barefoot. She was kidnapped from Africa to become a slave and spent years suffering under cruel masters. When an Italian merchant bought her and brought her to Europe as a servant, she was treated with more kindness and became a nanny for the family's daughter. Once when the parents were away on a business trip Josephine and the daughter were left under the care of a local order of nuns – the Canossian sisters in Venice. There, Josephine heard about God and the Catholic faith. She asked to

be baptized and when the parents returned she told them she had decided to become a nun. She would refer to the Lord as her true Master. For the next 50 years this humble Daughter of Charity, a true witness to the love of God, lived in the Schio community, involved in various services: cooking, sewing, embroidery and attending to the **poor**. Her humility, simplicity and constant smile won the hearts of all the citizens. Her sisters in the community esteemed her for her constant sweet nature, exquisite goodness and deep desire to make the Lord known. She forgave all the people who treated her wrongly during her years of slavery and spent her time in the convent praying for their conversion and that they might make it to Heaven. She was canonized by Blessed John Paul II in 2000 and her feast day is February 8<sup>th</sup>. Josephine lived a hard life but she learned that Jesus was a friend to be trusted.

## Week 7: WHAT ARE THE LITURGICAL SEASONS ADVENT & LENT?

4

**Connect** ➔ **Saints & Stories**

### *St Vincent Ferrar*



St. Vincent Ferrer is the patron saint of builders because of his fame for "building up" and strengthening the Church: through his preaching, missionary work, in his teachings.

He was born in Spain in 1357. He entered the Order of St. Dominic and soon spent time teaching in universities and preaching around Spain.

For a period of three years, he read solely Sacred Scripture, and eventually committed it to memory.

In 1390, he was asked to travel with Cardinal Pedro de Luna to France, but he soon returned home. Cardinal de Luna would soon after become the Pope at Avignon (during the western schism) and he summoned St. Vincent to be part of his entourage. In this way St. Vincent made unsuccessful efforts to put an end to the great schism.

He refused all special positions or promotions and only craved to be appointed a missionary. In a vision, he saw Jesus with Saint Dominic and Saint Francis, commanding him to "go through the world preaching Christ."

For the next 20 years, Vincent spread the Good News throughout Europe. He evangelized nearly every province of Spain, and preached in France, Italy, Germany, Flanders, England, Scotland, and Ireland. Numerous conversions followed his preaching, which God Himself assisted by the gift of miracles.

Though the Church was then divided by the great schism, the saint was honorably received in the districts subject to the two claimants to the Papacy. He lived to behold the end of the great schism and the election of Pope Martin V.

He died in 1419 when he was 69. He was canonized 35 years later.



## 5 Decide → Team Promise



**TIP**

This is the part of the meeting when you help your team to come to a decision to live their lives differently after discovering the answer to the question of the week and connecting to their own life. Ask them these questions as a recap of the meeting & come up with a good team promise.

**What did we find out in the activity, gospel and saints? What is the answer to the question of the week?**

The Church uses a Liturgical Calendar to help us get to know more about God. The best way to do that is by getting to know his Son. There are different moments we celebrate of Jesus' life in the Liturgical seasons.

**How can this meeting and question effect my life this week and in the future?**

**What are we going to decide together to do differently this week? What is our team promise?**

Ask the girls first because it needs to be their decision. If there are no Ideas, then here is a suggestions Pay attention in mass this week to what feast day it is and what part of Jesus' life we are celebrating.)

**What was our team promise last week? Did we do it?**

## 6 Project Time!

**What do we need to work on this week during the meeting for our project?**

**What do we need to work on after our meeting to be ready for next week?**

*Don't forget to end the meeting with a prayer!*

# CONQUEST



## CONQUEST

FORGED IN VIRTUE. CALLED TO SERVE.  
CATHOLIC YOUTH MINISTRY

# WEEKLY CURRICULUM SAMPLE

Print a copy of this section for the Conquest team teen leaders. It is the same question and theme as the girls but adapted specifically for boys.

challenge

# WHAT ARE THE LITURGICAL SEASONS ADVENT & LENT?

## PREP & PLAN THE ACTIVITY

THIS SECTION IS MEANT TO BE A GUIDE TO HELP YOU PREPARE THE ACTIVITY FOR YOUR TEAM

### QUESTION :

### WHAT ARE THE LITURGICAL SEASONS ADVENT & LENT?

### NEED WE ARE RESPONDING TO:

I need to have a new relationship with God: deep, real, captivating and founded on the truth.

### CONVICTIONS & DECISIONS TO REACH IN THE ACTIVITY:

Christ loves me and calls me to a long-lasting friendship with him. I will learn more about Christ's Church to grow closer to him.

### WHAT IS THE ANSWER TO THE QUESTION?

Just as there are four seasons in a year, the church has its seasons for the Liturgy which we call Liturgical Seasons. Over the course of the year in each season, we get to know more about Christ's life and the word of God. There are different moments that we celebrate the life Jesus. We mark those moments with their own special readings, traditions and by using different colors in the Mass. Advent and Lent are part of these seasons.



### TIP

These ideas will help you answer this week's question. Highlight the main ideas that jump out at you so that you can have them clear in your mind.

### MAIN IDEAS:

1. Have you ever played sports? The only problem I can find with sports is that they each have a time and a place. You can't just play ice hockey outside in a league during the summer months. Nor can you play golf in the winter. Each sport has its season.
2. Each sport also has its own uniform. A Football player doesn't wear golf pants and a polo shirt. Much less the ridiculous dressy shoes they wear. Nor does a golfer wear a swimsuit. Each season has its sports and each sport has its uniform.
3. When you go to Sunday Mass you probably notice something different. Sometimes the priest is wearing red and other times green. Sometimes he wears violet or white. What's with the colors and the flower arrangements any way?
4. God wants us to get to know him but he wants us to do it bit by bit. He's like a good friend. He doesn't force entry into your life. You get to know him at your pace. Just as there are four seasons in a year, the church has its seasons for the Liturgy. The word Liturgy comes from an ancient Greek word meaning 'service'. We call the church seasons, Liturgical Seasons. Each of these seasons has its own tempo.



# WHAT ARE THE LITURGICAL SEASONS ADVENT & LENT?

## PREP & PLAN THE ACTIVITY

Throughout the year, these seasons, help us get to know more about God. The best way to do that is by getting to know his son, Jesus. There are different moments that we celebrate the life Jesus. We mark those moments with their own special flavors, especially by using different colors in the Mass.

5. Just because the Church teaches us about Jesus with a tempo doesn't mean that it uses the same Calendar as the one that's hanging up on a wall with twelve months, January to December to mark the months of the year. In the Church we mark the moments of our Lord's life with 'Liturgical Seasons'.
  - Advent: During the Season of Advent we prepare for Jesus' coming as a Baby into our lives. It begins 4 weeks before Christmas. It usually begins around December 1st. Priests usually wear violet during this time.
  - Christmas: The beautiful celebration of Christ's birth isn't just about giving or receiving gifts, it's about accepting the most important gift into our lives, Jesus. It begins on December 25<sup>th</sup> and goes until the 12<sup>th</sup> day after Christmas. It ends on January 6<sup>th</sup>, when we celebrate the visit of the Three Wise Men (Epiphany). The Church is often decorated with red poinsettias. The priest wears white, gold, or silver to mark the importance of these festive days.
  - Ordinary Time: After Christmas, we begin 36 weeks of 'ordinary' time. This doesn't mean that life should be boring. However, it helps us to imagine that most of Our Lord's life was spent in a quiet village called Nazareth. Green is the usual color of these Liturgical celebrations.
  - Lent: Ordinary Time is broken up with a time of preparation for Jesus' Suffering, Death and Resurrection, called 'Lent'. The word Lent comes from an Old-English word meaning the lengthening of the days towards springtime. At this time we should aim toward, *a spiritual rebirth*. To accomplish this we're called to do three things: give alms, sacrifice, and deepen in prayer. Violet is the color of Lent. Lent begins with Ash Wednesday and ends with Easter Sunday. It is approximately 40 days long and we're called to offer up something during this time.
  - Easter: The most important day of the year is Easter Sunday. Jesus, victorious, rises from the dead and brings us the new springtime. It's the most special moment in the Liturgical Year. The Church even teaches us that if you don't receive communion at all throughout the year, you should at least receive communion during the Easter Season. The Season lasts for 50 days and ends on Pentecost Sunday.

# PREP & PLAN THE ACTIVITY

- 6. Liturgical Colors: Green:** Ordinary Time / **Red:** Celebrations to do with Martyrs, the Holy Spirit (Pentecost), and Jesus' Passion (Good Friday) / **White:** This color is used for special days, days in honor of the Sacred Heart and Mary, and it can be used instead of any color for almost all celebrations. / **Violet:** A color used for both Advent and Lent. This color is also used for funerals and masses to commemorate departed souls. Rose: may be used on the Third Sunday of Advent, Gaudete Sunday, and on the Fourth Sunday of Lent, Laetare Sunday.

## WHAT DOES THE CATECHISM SAY ABOUT THIS QUESTION?



### #101 WHY DID JESUS HAVE TO REDEEM US ON THE CROSS, OF ALL PLACES?

The Cross on which Jesus, although innocent, was cruelly executed is the place of utmost degradation and abandonment. Christ, our Redeemer, chose the Cross so as to bear the guilt of the world and to suffer the pain of the world. So he brought the world back home to

God by his perfect love. God could not show his love more forcibly than by allowing himself in the person of the Son to be nailed to the Cross for us. Crucifixion was the most shameful and most horrible method of execution in antiquity. It was forbidden to crucify Roman citizens, whatever crimes they were guilty of. Thereby God entered into the most abysmal sufferings of mankind. Since then, no one can say “God does not know what I’m suffering.”

### #104 CAN YOU BE A CHRISTIAN WITHOUT BELIEVING IN THE RESURRECTION OF CHRIST?

No. “If Christ has not been raised, then our preaching is in vain and your faith is in vain” (1 Cor 15:14).



### DON'T FORGET

Print out the Meeting Guide for the kids. The Meeting Guide Sheet for the team members has the numbers from the YouCat, gospel quote, saint stories and team discussion questions to help answer the question of the week.



## PREP & PLAN

### WEEKLY ACTIVITY



# WHAT ARE THE LITURGICAL SEASONS ADVENT & LENT?

## PREP & PLAN THE ACTIVITY

### THIS WEEK'S MEETING AT A GLANCE

- |          |   |                  |
|----------|---|------------------|
| <b>1</b> | <b>SPORTS &amp; GAMES: LENT &amp; ADVENT HALOBALL</b>   | <b>30 MIN</b>    |
| <b>2</b> | <b>GETTING STARTED</b>  | <b>5 MIN</b>     |
| <b>3</b> | <b>EXPERIENCE ACTIVITY:</b><br><b>LITURGY MONSTER PUZZLE</b><br><b>VIDEO ANSWERS: 5 VIDEO CLIPS</b>   | <b>15-20 MIN</b> |
| <b>4</b> | <b>CONNECT:</b><br><b>TO CHRIST- GOSPEL REFLECTION: LUKE 19: 11-26</b><br><b>TO THE SAINTS- ST VINCENT FERRAR</b><br><b>ST JOSEPHINE BAKITA</b> | <b>15-20 MIN</b> |
| <b>5</b> | <b>DECIDE: COMMITMENTS</b>  | <b>5 MIN</b>     |
| <b>6</b> | <b>PROJECT TIME &amp; WRAP UP</b>   | <b>20 MIN</b>    |

### MATERIALS YOU WILL NEED FOR THIS WEEK:

- A computer or tablet to show videos
- Lent & Advent Haloball
  - 4 Mini basketball baskets or 8 baseball caps made into 4 double caps
  - Print outs of Advent and Lent Signs and Halo Ball Sheets
- Liturgy Monster Puzzle
  - Print outs of Liturgy Game Answer Sheet for the team leader
  - 2 Print outs of Liturgy Cards taped to paper plates
  - Print outs of Liturgy cheat sheets



### WHAT IS ON THE TEAM LEADER USB DRIVE OR ONLINE RESOURCES FOR THIS WEEK?

- FILE: 5-6-Book3\_Week7\_Meeting\_Guide.pdf
- FILE: 5-6-Book3\_Week7\_Lent-Advent\_HaloBall.pdf
- FILE: 5-6-Book3\_Week7\_Liturgy\_Monster\_Puzzle.pdf
- VIDEO: 5-6-Book3 – Week 7 You Don't know Jack about Advent
- VIDEO: 5-6-Book3 – Week 7 Ash Wednesday & Lent in Two Minutes
- VIDEO: 5-6-Book3 – Week 7 Advent in 2 Minutes
- VIDEO: 5-6-Book3 – Week 7 Holy Week in Two Minutes
- VIDEO: 5-6-Book3 – Week 7 You Don't Know Jack!...about Lent

CHECK THE  
  
USB DRIVE



**PREP & PLAN**

WEEKLY ACTIVITY



# SPORTS AND GAMES

You can choose to play any traditional sport or game, or try the suggested activity this week.

## LENT & ADVENT HALOBALL

### CHECK IT OUT:

This game is a simple way to introduce your team to the components of Advent and Lent.



### MAKE IT HAPPEN:

1. Before the meeting, you will need to make 4 Faceketball Head Hoops which is a head band (sweat band works) with a mini office basket ball hoop attached. This can also be done with two baseball hats – just put one baseball hat upright and flip the other one over so it looks like a bucket. Attached the two hats by feeding a string through the air holes located on the top of the caps or use some duct tape. You only need four faceketball hoops or double hats - two for each team. You should put the signs that say ADVENT and LENT on one of the hoops or hats for each team. You can print off the Halo Ball Cards from the Team Leader USB drive or Online Resource Center. These cards should be crumpled up into balls and placed in a line down the middle of the room.
2. The teams should pick two people from their team to wear the double hat or faceketball thing. One person will have an Advent hoop and the other a Lent hoop. The hoop-wearers should stand in the middle of the room on opposite sides of the line facing one another – about 3 feet from the line of paper, so that people can make the shot.
3. The teams line up down the line of paper on either side and players from both teams alternate picking up a paper – reading it out loud and trying to make a shot into the correct hoop – ADVENT or LENT on the opposing team. If they miss the shot, the ball goes back on the line and no point is given. If they get the shot in the correct hoop, they get the point and keep the ball. If they shoot the ball in the wrong hoop – (Advent instead of Lent or vice versa) then the team leader calls “foul” and the other team gets to try to take a shot. The team with the most points when all the papers are gone wins.

### CHANGE IT UP:

Set up the papers all over the room and the two faceketball people at the end. When a person uncrumples a paper, they need to call FREEZE and all the other players stop. The crumpled paper is thrown – passed to the nearest person to the hoop and shot. After the shot is made the game resume until another person feels their team is ready in the right spots to call FREEZE.

# WHAT ARE THE LITURGICAL SEASONS ADVENT & LENT?

## GETTING STARTED

List each member in attendance, and record a check mark if they brought their Conquest Member Book and are wearing their T-shirt

ATTENDEES		DATE:
NAME	MEMBER BOOK	T-SHIRT
1.		
2.		
3.		
4.		
5.		
6.		
7.		
8.		
9.		
10.		
11.		
12.		
13.		
14.		
15.		

### OPENING PRAYER

Ask a team member to lead the opening prayer (Invocation of the Holy Spirit) in the Conquest Member book. Ask the boys if they have any special intentions.




## EXPERIENCE: DYNAMIC ACTIVITY



Remember – the activity is supposed to help the boys have an experience that leads them to answer the question of the week.

### LITURGY MONSTER PUZZLE



#### CHECK IT OUT:

Who knows the correct order of the Liturgical Calendar?

#### MAKE IT HAPPEN:

1. Set Up: Print the cards from the Team Leader USB drive or Online Resource Center and glue or tape them to paper plates so that the puzzle is larger and more difficult and dynamic to complete. Remember to make 2 copies of everything for both teams. There are clue slips of paper that the team leader will randomly give out to the teams as the game progresses to help them out, so print those out and cut them up.
2. Explanation: In this game, split the team into two groups. Each group is given 30 cards containing 30 major feast days that make up the Liturgical Calendar. They need to try to line up the pieces in the correct chronological order – in a circular shape on the floor. They can have one Conquest calendar or the YOUCAT Cheat Sheet found on the Team Leader USB drive or Online Resource Center to help them with the answers.
3. When a group says they are finished, everyone stops. You can check the card's order against the answer key in private. If they are in the wrong order, the other groups gets an extra 60 seconds to continue while the group that had an attempted finish gets a 60 second penalty.

#### WRAP IT UP:

In this game we learned about the Church's official calendar called the Liturgical Calendar. We can learn more about the Church to understand Christ better and become closer to him. We should never stop trying to seek and learn the richness of our Catholic Faith.





# WHAT ARE THE LITURGICAL SEASONS ADVENT & LENT?

## EXPERIENCE: DYNAMIC ACTIVITY



Remember – the activity is supposed to help the boys have an experience that leads them to answer the question of the week.

### VIDEO ANSWERS:

Let's watch 5 short video clips to help us to better understand Lent and Advent.

### VIDEO



### ANSWERS



Video #1 – 5-6-Book3 – Week 7 You Don't Know Jack...about Advent



Video #2 – 5-6-Book3 – Week 7 Advent in 2 Minutes



Video #3 – 5-6-Book3 – Week 7 You Don't Know Jack!...about Lent



Video #4 – 5-6-Book3 – Week 7 Ash Wednesday & Lent in Two Minutes



Video #5 – 5-6-Book3 – Week 7 Holy Week in Two Minutes



Discuss with the team what they learned from watching these videos. Did the Liturgy Monster Game make more sense after seeing these videos? What other things did they learn?

### NOTES

---

---

---

---

## CONNECT: TO CHRIST - GOSPEL REFLECTION



Remember – the gospel reflection is a moment to help the boys understand how Jesus responded to the question of the week with his life or his words in the gospel. Choose one of the boys to read the passage.

### GOSPEL READING:

LUKE 19: 11-26

#### PARABLE OF THE TALENTS

While they were listening to him speak, he proceeded to tell a parable because he was near Jerusalem and they thought that the kingdom of God would appear there immediately. So he said, “A nobleman went off to a distant country to obtain the kingship for himself and then to return. He called ten of his servants and gave them ten gold coins and told them, ‘Engage in trade with these until I return.’ His fellow citizens, however, despised him and sent a delegation after him to announce, ‘We do not want this man to be our king.’ But when he returned after obtaining the kingship, he had the servants called, to whom he had given the money, to learn what they had gained by trading. The first came forward and said, ‘Sir, your gold coin has earned ten additional ones.’ He replied, ‘Well done, good servant! You have been faithful in this very small matter; take charge of ten cities.’ Then the second came and reported, ‘Your gold coin, sir, has earned five more.’ And to this servant too he said, ‘You, take charge of five cities.’ Then the other servant came and said, ‘Sir, here is your gold coin; I kept it stored away in a handkerchief, for I was afraid of you, because you are a demanding person; you take up what you did not lay down and you harvest what you did not plant.’ He said to him, ‘With your own words I shall condemn you, you wicked servant. You knew I was a demanding person, taking up what I did not lay down and harvesting what I did not plant; why did you not put my money in a bank? Then on my return I would have collected it with interest.’ And to those standing by he said, ‘Take the gold coin from him and give it to the servant who has ten.’ But they said to him, ‘Sir, he has ten gold coins.’ ‘I tell you, to everyone who has, more will be given, but from the one who has not, even what he has will be taken away. Now as for those enemies of mine who did not want me as their king, bring them here and slay them before me.’”

#### GOSPEL INSIGHTS:

Talents are like gifts that God gives us. They are not just human talents like being able to play the piano or being a great long distance runner. Talents (or money in this passage) is symbolic of gifts and graces that God gives us each day and in our lives. The liturgy is one of those gifts. A lot of people do not know what to do with it. They don't take time to understand it or realize the potential. They just put it away and ignore it. God wants us to understand and live the liturgical year close to him to get to know his Son's life.



# WHAT ARE THE LITURGICAL SEASONS ADVENT & LENT?

## CONNECT TO OTHERS: IT'S NOT ONLY YOU



Remember – the goal of this moment is to help the boys realize that they are not the only ones who have dealt with this question. Share the story of the saint or other inspirational story.

### REFLECTION QUESTIONS TO TALK ABOUT

TALK ABOUT IT!

- Have I ever thought of the Church as a gift or talent from God?
- Do I realize that I can just ignore the richness of my Catholic faith or I can take time to understand it fully? Like the liturgical season?
- What do you think God expects us to do with the gift or talent of the liturgical season? What does he expect us to do with Lent? Advent? Christmas? Easter?

### HOW DID CHRIST HELP US ANSWER THIS WEEK'S QUESTION IN THIS PASSAGE?

Christ answers this week's question by showing us how everything he gives us is for a reason and we need to look into our faith and understand its richness. Each time of the year is a season where we can grow in love for him.

### SAINT STORY:

#### ST JOSEPHINE BAKHITA



Saint Josephine Bakhita was born in Sudan Africa in 1869. Her carefree and happy childhood, however, ended at 7-9 when slave traders captured her and forced her to walk 600 miles (960km) barefoot. She was kidnapped from Africa to become a slave and spent years suffering under cruel masters. When an Italian merchant bought her and brought her to Europe as a servant, she was treated with more kindness and became a nanny for the family's daughter. Once when the parents were away on a business trip Josephine and the daughter were left under the care of a local order of nuns – the Canossian sisters in Venice. There, Josephine heard about God and the Catholic faith. She asked to be baptized and when the parents returned she told them she had decided to become a nun. She would refer to the Lord as her true Master. For the next 50 years this humble Daughter of Charity, a true witness to the love of God, lived in the Schio community, involved in various services: cooking, sewing, embroidery and attending to the poor. Her humility, simplicity and constant smile won the hearts of all the citizens. Her sisters in the community esteemed her for her constant sweet nature, exquisite goodness and deep desire to make the Lord known. She forgave all the people who treated her wrongly during her years of slavery and spent her time in the convent praying for their conversion and that they might make it to Heaven. She was canonized by Blessed John Paul II in 2000 and her feast day is February 8th.



## CONNECT TO OTHERS: IT'S NOT ONLY YOU



Remember – the goal of this moment is to help the boys realize that they are not the only ones who have dealt with this question. Share the story of the saint or other inspirational story.

### SAINT STORY:

#### ST VINCENT FERRAR



St. Vincent Ferrer is the patron saint of builders because of his fame for "building up" and strengthening the Church: through his preaching, missionary work, in his teachings. He was born in Spain in 1357. He entered the Order of St. Dominic and soon spent time teaching in universities and preaching around Spain. For a period of three years, he read solely Sacred Scripture, and eventually committed it to memory. In 1390, he was asked to travel with Cardinal Pedro de Luna to France, but he soon returned home. Cardinal de Luna would soon after become the Pope at Avignon (during the western schism) and he summoned St. Vincent to be part of his entourage. In this way St. Vincent made unsuccessful efforts to put an end to the great schism. He refused all special positions or promotions and only craved to be appointed a missionary. In a vision, he saw Jesus with Saint Dominic and Saint Francis, commanding him to "go through the world preaching Christ." For the next 20 years, Vincent spread the Good News throughout Europe. He evangelized nearly every province of Spain, and preached in France, Italy, Germany, Flanders, England, Scotland, and Ireland. Numerous conversions followed his preaching, which God Himself assisted by the gift of miracles. Though the Church was then divided by the great schism, the saint was honorably received in the districts subject to the two claimants to the Papacy. He lived to behold the end of the great schism and the election of Pope Martin V. He died in 1419 when he was 69. He was canonized 35 years later.

# WHAT ARE THE LITURGICAL SEASONS ADVENT & LENT?

## DECIDE: TEAM COMMITMENT



### TEAM REVIEW OF LAST WEEK'S COMMITMENT

**WHAT WAS LAST WEEK'S QUESTION AND ANSWER?**

---

---

**WHAT WAS OUR COMMITMENT FROM LAST WEEK?**

---

---

### HOW DID WE ALL DO THE COMMITMENT THIS WEEK?

Every team member should indicate how well they did in fulfilling their commitments over the past week with a thumbs up, to the side, or down. The Team Leader should track each result by placing a "tick mark" under the appropriate hand symbol, then circle the hand with the most marks to indicate how well they performed their commitments as a team.



---

---

---



## DECIDE: TEAM COMMITMENT

### LEAD YOUR TEAM TO COME TO A DECISION TO LIVE THEIR LIVES DIFFERENTLY AFTER THIS WEEK'S ACTIVITY...

#### WHAT WAS THE QUESTION WE STARTED OUT WITH?

What are the liturgical seasons Advent & Lent?

#### WHAT DID WE FIND OUT? WHAT WAS OUR ANSWER?

The Church uses a Liturgical Calendar to help us get to know more about God. The best way to do that is by getting to know his Son. There are different moments we celebrate of Jesus' life in the Liturgical seasons.

#### SUGGESTIONS FOR PERSONAL COMMITMENTS

1. I will use my Conquest calendar each day, and look up the feast day or saint to learn more about Christ's Church and its history.
2. I will pay special attention to the liturgical seasons in the future to learn more about Christ's life.

#### WHAT IS SOMETHING WE CAN WORK ON TOGETHER AS A TEAM AND PUT THIS INTO PRACTICE?

1. We can all commit to reviewing the feast days on the Liturgical calendar at the start of each Conquest meeting each week.
2. We can all commit to hang our Conquest calendars on our walls in our rooms at home to make us more aware of the Church's Liturgical calendar.

#### OUR TEAM COMMITMENT FOR THIS WEEK:

---

---

---



# WHAT ARE THE LITURGICAL SEASONS ADVENT & LENT?

## PROJECT PLANNING

### THIS WEEK'S PROJECT ACTION ITEMS

WHO	ACTION ITEM	NOTES

### WRAP UP & CLOSING PRAYER

V: We give you thanks Almighty God for all your gifts, living and reigning now and forever.  
R: Amen.  
V: Christ our King!  
R: Thy Kingdom come!  
V: Mary Most Pure, Queen of the Family!  
R: Pray for us!

# CONQUEST



## CONQUEST

FORGED IN VIRTUE. CALLED TO SERVE.  
CATHOLIC YOUTH MINISTRY

# ICE BREAKER AND GAME IDEAS

Print a copy of this section for the team teen leaders to choose which game to use for the beginning of the meeting.



# GAMES

## **12 Days of Christmas Game**

Separate the group together in 12 different groups. The groups can be of any size, as long as they are relatively the same size. Each group is assigned one gift from the song. For instance, a partridge in a pear tree, 9 lords a leaping, etc. As we played and sang the song "12 days of Christmas" the kids in each group had to act out what was sung in that verse as the leader pointed to them. The group needs to come up with their own actions or routines, etc. The game lasts as long as the music does, of course. You may want to give a prize to the group that comes up with the funniest, best, most original gesture for the "gift" that they are assigned.

## **Christmas Song Pictionary**

Girls can compete in teams in a Christmas Song-themed version of the classic game, Pictionary. Simply write the names of Christmas carols on cards and get some paper and markers.

## **Christmas Match Game**

Purchase different types of inexpensive Christmas wrapping paper. Cut out squares from the wrapping paper based on the size of your group. Make sure you have two squares that match but make all the others different. Fold each square and place inside a separate plain envelope. Let each student pick an envelope then say, "The first two people who find matching squares will win a prize." If your group is larger you can have more than one set of matching Christmas paper squares. Tell them to start then award the prize to the matching team. An alternative idea is to have one or two matches for every square and give out a prize to the FIRST two people who match their squares. Another twist is to do this game in the dark and let students use a flashlight or the light from their cell phones to find matching Christmas paper squares.

## **Deck the Balls**

Deck the Balls is another game for teams of two. Using an empty wrapping paper tube, the first player uses suction from his mouth to lift an ornament with the tube, and transfer it to the second player. The second player must receive the ornament in the same fashion (with a wrapping paper tube and suction), and then hang it on an awaiting string (hung in a clothesline fashion). To win this game, players must hang three ornaments in this method in a minute or less.



# Christmas Carol Quiz Game

Figure out the Christmas Carol title from the clue.

1. Not here in an animal's dish
2. Smack the Passageways
3. Move and speak towards the elevated plains
4. Yahweh sleep you happy dudes
5. Hey! The #1 angelic beings belt it out.
6. It showed up on a cloudless 12 at night
7. Shaking Chimes
8. Happiness to the planet
9. 12-25 shrubbery song
10. Get here if you're reliable
11. Like a strainer + time when the sun is down
12. Small city of Christ's birth song
13. Quiet non-day
14. The premier not 12th letter of the alphabet
15. XII 24hrs. of 12-25
16. Not down on the roof of the home
17. Us Trio that's royalty from China (exist)
18. Us dream not us a happy December 25th
19. Spill the 411 on the baby
20. Small percussionist lad
21. Tim Allen's movie character will appear in a hood
22. Song about a hoofed animal with a crimson schnoz
23. Chilled the crystallized H2O male
24. Don't stop the winter precipitation
25. Traversing in a 4th season amazing country

## ANSWERS to Christmas Carol Quiz

1. Away in a Manger
2. Deck the Halls
3. Go Tell It on the Mountain
4. God Rest Ye Merry Gentleman
5. Hark! The Herald Angels Sing
6. It Came Upon a Midnight Clear
7. Jingle Bells
8. Joy to the World
9. O' Christmas Tree
10. O' Come all Ye Faithful
11. O' Holy Night
12. O' Little Town of Bethlehem
13. Silent Night
14. The First Noel
15. The 12 Days of Christmas
16. Up on the Housetop
17. We 3 Kings of Orient (Are)
18. We Wish You a Merry Christmas
19. What Child is This?
20. Little Drummer Boy
21. Santa Claus is Coming to Town
22. Rudolph the Red Nosed Reindeer
23. Frosty the Snowman
24. Let it Snow
25. Walking in a Winter Wonderland

# Christmas Ball Game

Christmas Ball is based on the regular *Minute to Win It* game called [Egg Roll](#). To play, you must use a gift-wrapped box (about the size of a shirt box) as a fan to move a round Christmas ornament across the floor and into a marked square. The box must not touch the ornament while the game is in play. You can vary the distance that the ornament must be fanned depending on the age of the people playing.

# Christmas Ball Conveyor

Christmas Ball Conveyor is played with two people. They stand, facing each other, at a distance to be determined by how difficult you wish the challenge to be. A ribbon is wrapped around both players' waists, creating a loop surrounding them both. The first player has a bowl with Christmas ornaments on hooks as well as a small Christmas tree beside him. To play the game, the first player hooks an ornament on the ribbon. The two players must then spin in tandem in order to move the ornament all the way around the ribbon, ending up back with the first player, who must then hang it on the tree. Make the game more difficult by requiring more ornaments to be transferred around the "conveyor."



# CONQUEST

FORGED IN VIRTUE. CALLED TO SERVE.  
CATHOLIC YOUTH MINISTRY



## MEETING GUIDES & PRINT OUTS

Print a copy of this section for the team teen leaders and a copy of the meeting guide for the girls and boys on each team.

Each meeting guide sheet has:

- The question of the week
- A few YOUCAT numbers that help answer the question
- A passage from the Gospel that helps answer the question
- A recap or quote from the saint and stories of the week that help answer the question
- Some team discussion points to help to discover the answer to the question
- A place to jot down the answer of the week in your own words.



# CONQUEST WEEKLY ACTIVITY GUIDE

## WHAT ARE THE LITURGICAL SEASONS OF LENT & ADVENT?



**#104 CAN YOU BE A CHRISTIAN WITHOUT BELIEVING IN THE RESURRECTION OF CHRIST?** No. "If Christ has not been raised, then our preaching is in vain and your faith is in vain" (1 Cor 15:14).

**#101 WHY DID JESUS HAVE TO REDEEM US ON THE CROSS, OF ALL PLACES?** The Cross on which Jesus, although innocent, was cruelly executed is the place of utmost degradation and abandonment. Christ, our Redeemer, chose the Cross so as to bear the guilt of the world and to suffer the pain of the world. So he brought the world back home to God by his perfect love. God could not show his love more forcibly than by allowing himself in the person of the Son to be nailed to the Cross for us. Crucifixion was the most shameful and most horrible method of execution in antiquity.

## SAINTS & INSPIRATIONAL STORIES

### ST JOSEPHINE BAKHITA

St Josephine lived a life of sacrifice and suffering on her way to discover the Catholic faith. When she discovered the faith she appreciated the richness of the liturgy and seasons. She identified with Christ during Lent and Easter and connect the little advents in her life with the Advent in the liturgy.



### ST VINCENT FERRAR

St Vincent was known for being a great preacher and teacher across Europe with retreats and talks that would inspire people to understand and live their faith. He especially focused on helping them understand Lent and Advent to understand better the life of Christ.



### GOSPEL



### ANSWERS

BUT WHEN HE RETURNED AFTER OBTAINING THE KINGSHIP, HE HAD THE SERVANTS CALLED, TO WHOM HE HAD GIVEN THE MONEY, TO LEARN WHAT THEY HAD GAINED BY TRADING. THE FIRST CAME FORWARD AND SAID, 'SIR, YOUR GOLD COIN HAS EARNED TEN ADDITIONAL ONES.' HE REPLIED, 'WELL DONE, GOOD SERVANT! YOU HAVE BEEN FAITHFUL IN THIS VERY SMALL MATTER; TAKE CHARGE OF TEN CITIES'- LUKE 19:11-26

## ANSWER IN YOUR OWN WORDS:





## Weekly Meeting Guide

### WHAT ARE THE LITURGICAL SEASONS OF LENT & ADVENT?



**#104 CAN YOU BE A CHRISTIAN WITHOUT BELIEVING IN THE RESURRECTION OF CHRIST?** No. "if Christ has not been raised, then our preaching is in vain and your faith is in vain" (1 Cor 15:14).

**#101 WHY DID JESUS HAVE TO REDEEM US ON THE CROSS, OF ALL PLACES?** The Cross on which Jesus, although innocent, was cruelly executed is the place of utmost degradation and abandonment. Christ, our Redeemer, chose the Cross so as to bear the guilt of the world and to suffer the pain of the world. So he brought the world back home to God by his perfect love. God could not show his love more forcibly than by allowing himself in the person of the Son to be nailed to the Cross for us. Crucifixion was the most shameful and most horrible method of execution in antiquity.

## SAINTS & INSPIRATIONAL STORIES

### ST JOSEPHINE BAKHITA

St Josephine lived a life of sacrifice and suffering on her way to discover the Catholic faith. When she discovered the faith she appreciated the richness of the liturgy and seasons. She identified with Christ during Lent and Easter and connect the little advents in her life with the Advent in the liturgy.



### ST VINCENT FERRAR

St Vincent was known for being a great preacher and teacher across Europe with retreats and talks that would inspire people to understand and live their faith. He especially focused on helping them understand Lent and Advent to understand better the life of Christ.



### GOSPEL



### ANSWERS

BUT WHEN HE RETURNED AFTER OBTAINING THE KINGSHIP, HE HAD THE SERVANTS CALLED, TO WHOM HE HAD GIVEN THE MONEY, TO LEARN WHAT THEY HAD GAINED BY TRADING. THE FIRST CAME FORWARD AND SAID, "SIR, YOUR GOLD COIN HAS EARNED TEN ADDITIONAL ONES." HE REPLIED, "WELL DONE, GOOD SERVANT! YOU HAVE BEEN FAITHFUL IN THIS VERY SMALL MATTER; TAKE CHARGE OF TEN CITIES" - LUKE 19:11-26

## ANSWER IN YOUR OWN WORDS:

---

---



# CONQUEST

5TH & 6TH GRADE  
ACTIVITY



**INSTRUCTIONS:** Print out the Advent and Lent signs for each team to attach to the basketball hoops or hats. Print out the Team Leader Answer Sheet to know which cards belong to Lent and which to Advent. Print out the Haloball cards and crumple them up into balls.

## LENT & ADVENTS SIGNS FOR BASKETS

TEAM 1

LENT

TEAM 2

LENT

TEAM 1

Advent

TEAM 2

Advent





# CONQUEST

5TH & 6TH GRADE  
ACTIVITY



## ANSWER SHEET FOR TEAM LEADER

ADVENT CARDS	LENT CARDS
TREE	CROSS
WREATH	ASH WEDNESDAY
PURPLE & PINK CANDLE	PENANCE
AWAITING	GOOD FRIDAY
BEFORE CHRISTMAS	HOLY SATURDAY
BELLS	HOLY THURSDAY
ANGEL	ALMSGIVING
JOY SUNDAY	40 DAYS
STAR OF DAVID	PRAYER & SACRIFICE
CRECHE	HOLY WEEK



**CONQUEST**

**5TH & 6TH GRADE  
ACTIVITY**

## *HALO BALL CARDS*



# *TREE*



# CONQUEST

5TH & 6TH GRADE  
ACTIVITY



## WREATH





# CONQUEST

5TH & 6TH GRADE  
ACTIVITY



**PURPLE  
& PINK  
CANDLES**



# CONQUEST

5TH & 6TH GRADE  
ACTIVITY



# AWAITING



**CONQUEST**

**5TH & 6TH GRADE  
ACTIVITY**



**BEFORE  
CHRISTMAS**





**CONQUEST**

**5TH & 6TH GRADE  
ACTIVITY**



**BELLS**



# CONQUEST

5TH & 6TH GRADE  
ACTIVITY



# ANGELS



# CONQUEST

5TH & 6TH GRADE  
ACTIVITY



JOY  
"LAUDATE"  
SUNDAY





# CONQUEST

5TH & 6TH GRADE  
ACTIVITY



STAR OF  
DAVID



# CONQUEST

5TH & 6TH GRADE  
ACTIVITY



## CRECHE



# CONQUEST

5TH & 6TH GRADE  
ACTIVITY



# CROSS





# CONQUEST

5TH & 6TH GRADE  
ACTIVITY



ASH  
WED



**CONQUEST**

**5TH & 6TH GRADE  
ACTIVITY**



***PENANCE***



**CONQUEST**

**5TH & 6TH GRADE  
ACTIVITY**



**GOOD  
FRIDAY**





**CONQUEST**

**5TH & 6TH GRADE  
ACTIVITY**



**HOLY  
SATURDAY**



**CONQUEST**

**5TH & 6TH GRADE  
ACTIVITY**



**HOLY  
THURSDAY**



# CONQUEST

5TH & 6TH GRADE  
ACTIVITY



## ALMSGIVING





# CONQUEST

5TH & 6TH GRADE  
ACTIVITY



40  
DAYS



**CONQUEST**

**5TH & 6TH GRADE  
ACTIVITY**



**HOLY  
WEEK**



# CONQUEST

5TH & 6TH GRADE  
ACTIVITY




**PRAYER &  
SACRIFICE**



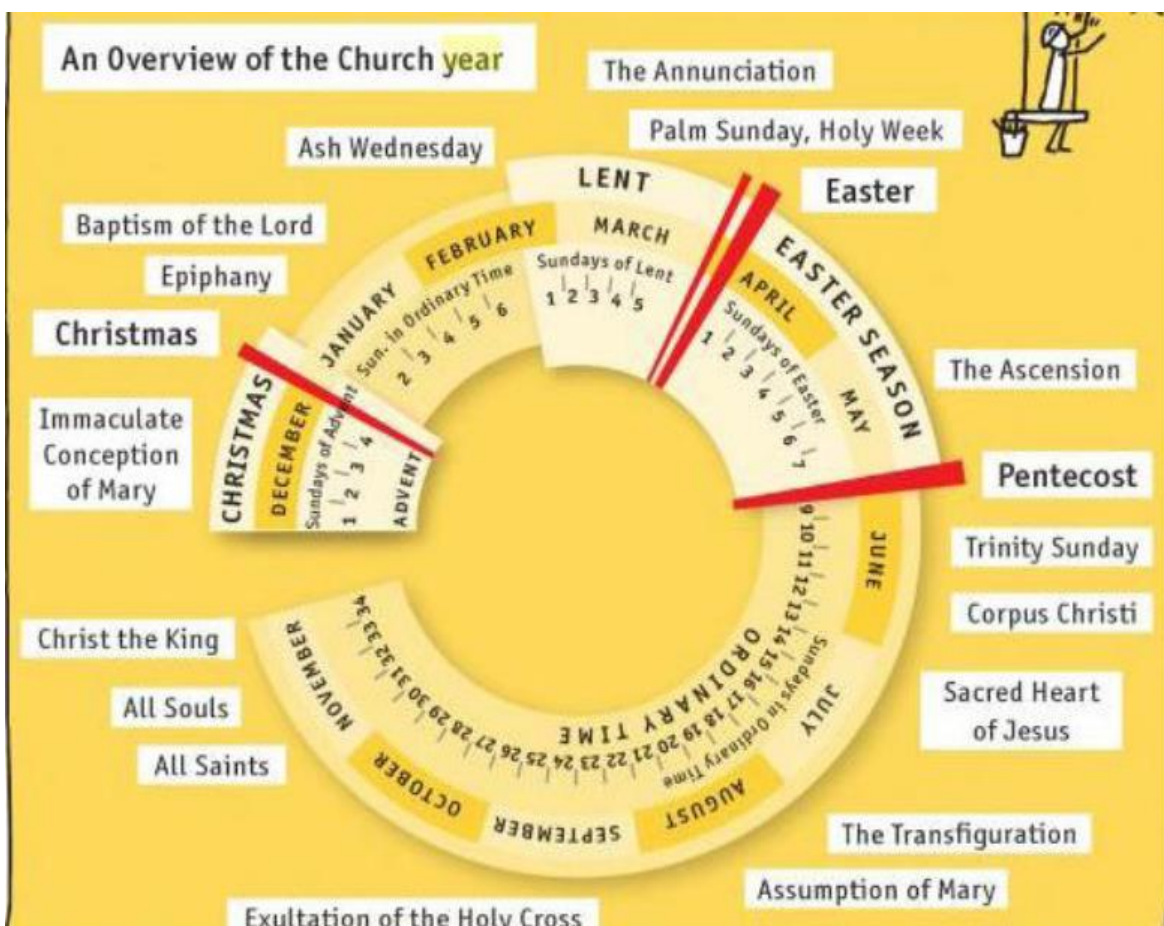


# 5th & 6th Grade Activity



**INSTRUCTIONS:** Print off the Liturgy Puzzle Pieces for each team and tape or glue them to boxes or square paper plates. Print off a Liturgy Monster Puzzle cheat sheet for each team. Print off the Answer Key for the team leader and Clue slips of paper to hand to the teams when they get stuck.

## LITURGY CHEAT SHEET FOR EACH TEAM





## 5th & 6th Grade Activity



## ANSWER KEY FOR TEAM LEADER

1. ADVENT SEASON
2. IMMACULATE CONCEPTION
3. CHRISTMAS
4. CHRISTMAS SEASON
5. HOLY FAMILY
6. MARY, MOTHER OF GOD
7. EPIPHANY
8. BAPTISM OF THE LORD
9. ORDINARY TIME AFTER CHRISTMAS
10. ASH WEDNESDAY
11. LENT
12. ANNUNCIATION
13. PALM SUNDAY
14. HOLY THURSDAY
15. GOOD FRIDAY
16. HOLY SATURDAY  
(EASTER VIGIL)
17. EASTER SUNDAY
18. EASTER SEASON
19. ASCENSION
20. PENTECOST
21. ORDINARY TIME AFTER EASTER
22. TRINITY SUNDAY
23. CORPUS CHRISTI
24. SACRED HEART
25. IMMACULATE HEART
26. ASSUMPTION
27. TRIUMPH OF THE CROSS
28. ALL SAINTS DAY
29. ALL SOULS DAY
30. CHRIST THE KING



## 5th & 6th Grade Activity

### LITURGY CLUES FOR TEAM LEADER TO HAND OUT



#### ADVENT SEASON

THE ADVENT SEASON IS THE BEGINNING OF THE CHURCH'S LITURGICAL YEAR. THE FIRST SUNDAY OF ADVENT BEGINS FOUR SUNDAYS BEFORE CHRISTMAS.



#### IMMACULATE CONCEPTION

EACH YEAR ON DECEMBER 8TH, THE CHURCH CELEBRATES THIS FEAST WHICH HONORS THE FACT THAT MARY WAS CONCEIVED WITHOUT ORIGINAL SIN THROUGH THE GRACE OF GOD SO THAT SHE MAY BE A FITTING HOME FOR OUR SAVIOR.



#### CHRISTMAS

EACH YEAR ON DECEMBER 25TH, THE CHURCH CELEBRATES THE BIRTH OF OUR LORD JESUS CHRIST IN HISTORY.



#### CHRISTMAS SEASON

THE CHRISTMAS SEASON RUNS FROM CHRISTMAS DAY TO THE FEAST OF THE BAPTISM OF THE LORD.



#### HOLY FAMILY

ON THE SUNDAY BETWEEN CHRISTMAS AND NEW YEARS THE CHURCH CELEBRATES THE FEAST OF THE HOLY FAMILY.



#### MARY, MOTHER OF GOD

8 DAYS AFTER CHRISTMAS (WHICH HAPPENS TO BE DE NEW YEARS DAY) THE CHURCH CELEBRATES THE FEAST OF MARY, MOTHER OF GOD.



#### EPIPHANY

ON JANUARY 6TH OR THE SUNDAY AFTER MARY MOTHER OF GOD THE CHURCH CELEBRATES THE MAGI FINDING THE BABY JESUS IN BETHLEHEM



#### BAPTISM OF THE LORD

ON THE LAST DAY OF THE CHRISTMAS SEASON WE CELEBRATE THE BEGINNING OF JESUS' PUBLIC MINISTRY BY CELEBRATING HIS BAPTISM IN THE JORDAN.





# 5th & 6th Grade Activity



## ORDINARY TIME

BETWEEN THE BAPTISM OF THE LORD AND ASH WEDNESDAY THE CHURCH CELEBRATES ORDINARY TIME. A TIME IN WHICH WE IN A SPECIAL WAY CELEBRATE THE LIFE OF CHRIST.



## ASH WEDNESDAY

IT IS THE FIRST DAY OF LENT AND CHRISTIANS WILL GATHER TO HAVE BLESSED ASHES PLACED ON THEIR FOREHEAD AS A REMINDER OF THEIR SINS AND THEIR NEED TO REPENT.



## LENT

THE 40 DAYS BEFORE EASTER NOT INCLUDING SUNDAYS IN WHICH THE CHURCH PREPARES TO CELEBRATE EASTER THROUGH PRAYER, FASTING AND PENANCE.



## ANNUNCIATION

ON MARCH 25TH EACH YEAR THE CHURCH CELEBRATES THE DAY THAT THE ANGEL TOLD MARY THAT SHE WOULD BE THE MOTHER OF GOD. EVERYONE IS NOW 9 MONTHS AWAY FROM CHRISTMAS.



## PALM SUNDAY

THE SUNDAY BEFORE EASTER WE CELEBRATE CHRIST'S TRIUMPHANT ENTRY INTO JERUSALEM.



## HOLY THURSDAY

THE THURSDAY BEFORE EASTER THE CHURCH CELEBRATES THE LAST SUPPER AND THE GIFT OF THE EUCHARIST.



## GOOD FRIDAY

THE FRIDAY BEFORE EASTER IS THE ONLY DAY OF THE YEAR IN WHICH MASS IS NOT CELEBRATED ANYWHERE IN THE WORLD BECAUSE THE CHURCH IS REMEMBERING THE DAY THAT JESUS DIED UPON THE CROSS FOR US.



## HOLY SATURDAY (EASTER VIGIL)

IT IS THE DAY BETWEEN GOOD FRIDAY AND EASTER SUNDAY. IT IS A DAY OF WAITING AS THE CHURCH WAITS TO CELEBRATE THE EASTER VIGIL AFTER SUNDOWN.



## 5th & 6th Grade Activity



### EASTER SUNDAY

THE CHURCH IN A SPECIAL WAY CELEBRATES THE DAY THAT JESUS ROSE FROM THE GRAVE.



### EASTER SEASON

TIME BETWEEN EASTER SUNDAY AND PENTECOST



### ASCENSION

EITHER ON THE 40TH DAY AFTER EASTER (WHICH WOULD PLACE IT ON A THURSDAY) OR THE FOLLOWING SUNDAY DEPENDING UPON WHICH DIOCESE A PERSON IS IN, THE CHURCH CELEBRATES JESUS ASCENDING INTO HEAVEN.



### PENTECOST

50 DAYS AFTER EASTER THE CHURCH CELEBRATES THE GIFT OF THE HOLY SPIRIT. PENTECOST IS ALSO REFERRED TO AS THE CHURCH'S BIRTHDAY.



### ORDINARY TIME

FOLLOWING PENTECOST AND UNTIL ADVENT THE CHURCH FINDS HERSELF IN ORDINARY TIME.



### TRINITY SUNDAY

THE SUNDAY FOLLOWING PENTECOST THE CHURCH CELEBRATES THE DOCTRINE OF THE HOLY TRINITY WHERE THE CHURCH PROCLAIMS THAT OUR GOD IS THREE PERSONS: FATHER, SON, AND HOLY SPIRIT.



### CORPUS CHRISTI

THE SUNDAY FOLLOWING THE FEAST OF THE HOLY TRINITY THE CHURCH CELEBRATES THE GIFT OF THE EUCHARIST IN A SPECIAL WAY.



### SACRED HEART

THE FRIDAY AFTER THE FEAST OF CORPUS CHRISTI THE CHURCH CELEBRATES THE FEAST OF THE SACRED HEART.



## 5th & 6th Grade Activity



### IMMACULATE HEART

THE SATURDAY FOLLOWING THE FEAST OF THE SACRED HEART THE CHURCH CELEBRATES THE FEAST OF THE IMMACULATE HEART OF MARY.



### ASSUMPTION

ON AUGUST 15TH THE CHURCH CELEBRATES THE FACT THAT MARY WAS ASSUMED BODY AND SOUL INTO HEAVEN.



### TRIUMPH OF THE CROSS

ON SEPTEMBER 14TH THE CHURCH CELEBRATES THE FACT THAT JESUS HAS TRANSFORMED THE CROSS INTO HIS SIGN OF VICTORY OVER DEATH.



### ALL SAINTS DAY

ON NOVEMBER 1ST THE CHURCH CELEBRATES ALL THOSE WHO HAVE GONE BEFORE US INTO OUR HEAVENLY FATHER'S HOUSE.



### ALL SOULS DAY

ON NOVEMBER 2ND THE CHURCH PRAYS FOR EVERYONE'S SOUL IN THE HOPES THAT EVERYONE WILL BE ALLOWED TO EXPERIENCE SALVATION.



### CHRIST THE KING

THE LAST SUNDAY OF THE LITURGICAL YEAR IS THE FEAST OF CHRIST THE KING. IT IS A REMINDER TO US THAT OUR LORD JESUS WILL COME AGAIN TO JUDGE THE LIVING AND THE DEAD AND HIS KINGDOM WILL HAVE NO END.





## 5th & 6th Grade Activity



## LITURGY PUZZLE PIECES



**Advent**



Four Weeks before Christmas



**Christmas**



December 25<sup>th</sup>



## Holy Family



Sunday within the Octave of Easter



## Epiphany



Sunday after the Feast of Mary Mother of God



## 5th & 6th Grade Activity



Ordinary Time



Between Baptism and Ash Wednesday



Immaculate Conception



December 8<sup>th</sup>



## Christmas Season



Time between Christmas and the Baptism of the Lord.



## Mary Mother of God



8 Days after Christmas





## 5th & 6th Grade Activity



**Baptism of the Lord**



**Last Sunday of the Christmas Season**



**Ash Wednesday**



**40 Days before Easter (not including Sunday)**



## 5th & 6th Grade Activity



**Lent**



Between Ash Wednesday & Holy Thursday



**Palm Sunday**



Last Sunday of Lent



**Good Friday**



**Friday before Easter**



**Easter Sunday**



**Sunday after Holy Thursday & Good Friday**



## Pentecost



50 Days after Easter



## Ascension



40 Days after Easter of Sunday before Pentecost





## 5th & 6th Grade Activity



**Holy Thursday**



Thursday before Good Friday



**Annunciation**



Exactly Nine Months Before Christmas



## 5th & 6th Grade Activity



### Easter Season



Time between Easter Sunday and  
Pentecost



### Easter Vigil



Saturday Night between Good Friday and  
Easter Sunday



## 5th & 6th Grade Activity



### Ordinary Time



The time between Pentecost & Advent



### Corpus Christi



Sunday after Trinity Sunday



## 5th & 6th Grade Activity



**Immaculate Heart**



**Day after the Feast of the Sacred Heart**



**Triumph of the Cross**



**September 15th**





## 5th & 6th Grade Activity



**All Souls Day**



**November 2<sup>nd</sup>**



**All Saints Day**



**November 1<sup>st</sup>**



## 5th & 6th Grade Activity



**Assumption**



**August 15<sup>th</sup>**



**Sacred Heart**



**Friday after Corpus Christi**



## 5th & 6th Grade Activity



**Trinity Sunday**



**Sunday after Pentecost**



**Christ the King**




**The last Sunday of the Church Year**



## SOCK STUFF

# SERVICE PROJECT OPTIONS

Print a copy of this section for the team teen leaders and let them choose what they think could work best for their teams before Christmas.







# PROJECT SNAPSHOT

## *What is the idea for this project ?*

Links of Lights is a very flexible service project that can be adapted depending on the needs in your community or parish. The idea originally was to help the elderly or homebound by decorating the inside or outside of their homes for Christmas. This could be done at a nursing home or anywhere in need of a little Christmas joy at Christmas. But the project can be adapted to light up people's lives at Christmas by doing a toy drive, baking cookies, making wreaths or helping decorate a hospital with Christmas cheer for the patients. The sky is the limit. The important thing is to bring the joy of Christmas.

## *How is your team going to do it?*

Who will you serve? Where? .....  
When?:.....

## *Week by Week Suggestions*

Each week you should try to work on getting ready for the final event of the project.

*Week*

*Suggestion to Get the Project Done!*

*Your Plan*

**1**

Present the Project and the possible project options to the team.

**2**

If the project involves decorations, decide on how you will buy the Christmas décor and if you need to do a fundraiser.

**3**

Do the fundraiser for the items needed for the project.

**4**

Visit the location where you will decorate or light up for Christmas.

**5**

Buy decorations and items needed for the project.

**6**

Decorate the location with your team .

**7**

Bake Christmas goodies for the people at the location.

**8**

Bring the goodies and watch a Christmas movie with the people at the location if possible.

[illegible]



## SOCK STUFF

### PRESENTING THE NEED TO MY TEAM

- Do you have a sock drawer at home? Homeless people do not.
- People who are homeless are always in desperate need of new socks.
- Homeless people put their socks through more wear and tear in a week than most socks see in a year.
- Most are forced to sleep with their shoes on to prevent them from being stolen.
- Most homeless spend most of their days walking as they are constantly being prodded to move along.
- Foot wellness is a major concern for overall physical well being of anyone, but especially the homeless.



- Did you know that having cold feet can lower your immunity system? In 2005, there was a study that proved people are almost 30% more likely to come down with a flu or sickness when their feet are cold for just 20 minutes a day. The homeless can spend many hours a day with cold feet. What can we do as a team to help?
- Watch the YouTube Video for this project on the 5<sup>th</sup>/6<sup>th</sup> Grade playlist at [www.YouTube.com/conquestclubs](http://www.YouTube.com/conquestclubs)

**COMFORT THE FEET,  
COMFORT THE SOUL!**

### OUR CALL TO SERVE

Let's organize a sock drive! Let's bring Christ and serve homeless people - we will help them be comforted by new, warm, and dry socks!

## PROJECT OVERVIEW



# PROJECT OVERVIEW

WEEK	STEPS	QUESTION OF THE WEEK
1	<p><b>Investigate:</b> Find a local homeless shelter in need of clean new socks. You could partner up with a sock drive organization such as <a href="http://www.confortsocks.org">www.confortsocks.org</a>. You can collect just new socks, and ideally other items to stuff in the socks, such as prayer cards, nutrition bars, or even pack brown bag lunches as well to deliver.</p> <p><b>Plan :</b> You will need to plan the collection locations, dates and times. Also plan the delivery date and time for dropping off the actual socks (and optional brown bag lunches) that you collected at the homeless shelter.</p>	XXXX
2	<p><b>Flyer:</b> Design a flyer – use the logo and name of this project on the flyer. You could accept donations of packages of new socks and cash/checks to be able to purchase other items to stuff into the socks or to also make brown paper bag lunches.</p>	XXXX
3	<p><b>Promote:</b> Make sure to promote well: during weekend Masses, in the parish bulletin and on social media.</p>	XXXX
4	<p><b>Continue Promotion:</b> You could also make signs to put by the parish roads stating “New Sock Drive for the Homeless” with the date and place for drop-off.</p>	XXXX







WEEK	STEPS	QUESTION OF THE WEEK
5	<b>Collection #1:</b> This week should be the first collection of socks and donations. Weekend Masses work well. Schedule the boys appropriately. Make sure to have a place designated to store the collection (If not at the parish, perhaps one of the dads can volunteer to keep in his garage)	XXXX
6	<b>Collection #2:</b> Ideally should be a different location – such as outside a local department store, etc. Make sure to receive permission for the project well in advance.	XXXX
7	<b>Sort and Fun!:</b> Sort all of the socks, and begin gathering items to stuff into the socks. Roll the socks into balls and have a winter snowball sock fight with your team!	XXXX
8	<b>Stuff and Deliver:</b> The final week, stuff as many socks as you can with items that you gathered or purchased. Make brown paper bag lunches in an assembly line. Carpool to homeless shelter to deliver the socks and lunches if possible. This way the boys will see first hand the desperate need of the homeless.	<b>Service Project: There is a short Gospel Reflection to help motivate the boys for this apostolic project.</b>

## PROJECT OVERVIEW

# TACTICS BY AREAS

## LOCATION

- Parish – this should be one of the two collection sites. Promoting a week or two in advance is ideal, telling people to bring packages of new socks and money to help the homeless. Collection should take place after weekend Masses.
- Department Stores – Obtain permission in advance. Setup outside the entrance to the store. Ask people going into the store to consider buying a package of socks for the homeless and your groups sock drive. You could also ask for nutrition bars for stuffing into the socks as well.

## PROVISIONS

- Flyers (optional posters and road signs)
- Items for stuffing (ideas)
  - Saint cards
  - Nutrition bars
  - Cheese and crackers or other type snacks
  - Candy
  - Wet wipes, toothbrushes, travel toothpaste, razors, etc.
- Items for brown paper bag lunches
  - Brown paper bags
  - Bread
  - Peanut butter and jelly
  - Sandwich bags
  - Fruit or other snack
  - Napkin
  - Drink box or bottle of water





# TACTICS BY AREAS

## RESPONSIBILITIES

- Flyers, posters, road signs (one or two members)
- Parish bulletin and / or after Mass announcements (one or two members)  
These should be very well done.
- Socks: One member should be responsible for storing all of the socks collected.
- Donations: One member should be in charge of collected donations (working with group treasurer or parish office)
- Promotion: All members should help promote to everyone they know.
- Schedule: One or two members should make the schedule for who will work the collections – times and dates
- Stuff items: Two members should be in charge of obtaining items to stuff into the new socks.
- Brown paper bag lunches: Two members should be in charge of gathering the items needed to make brown paper bag lunches.

## CONTACTS

- Pastor: To provide permission to do this project, promote and collect socks and donations after Masses.
- Dads: Should be asked to help and participate in this project, especially to organize carpools to drop off the socks and lunches at the homeless shelter location.
- Homeless shelter staff: To arrange drop off and discuss any specific items they are in need of.
- Benefactors: People who you ask to donate socks and money can be more aware of the needs of the homeless in their area.



# DEBRIEFING

## SPECIAL OPS

- Parish office: Coordinate with the parish office for this project. See if they have a place to store the collected socks, etc.
- When stuffing the socks and lunches, use several tables and make an assembly line or two. Ensure to allocate enough time to assemble the target number you want. If there are more sock than you can stuff, remaining socks can simply be left in the packages to donate to the homeless shelter.
- When the boys (ideally) deliver the socks and lunches, have them also serve a meal to the homeless. This would need to be arranged well in advance with the shelter staff.
- Investigate ideas by scouring websites regarding sock drives, homeless shelter needs, etc.
- Don't forget to have fun! Have a sock war! Play similar to a snowball fight or play dodgeball style rules.

## CONTINGENCY PLAN



- Instead of having an all out sock drive, you could simply ask each boy to bring a package of new socks, stuff and deliver them to the homeless shelter. This will still have an impact on the boys, but not spread the awareness and need to others.
- You could do the same for brown paper bag lunches. Simply assign each boy items to bring ahead of time, make an assembly line, produce the lunches and deliver.







**FOR MORE INFORMATION ABOUT  
OUR MATERIALS AND METHODS:**

[www.challengeyouthministry.com](http://www.challengeyouthministry.com)

[www.conquestyouthministry.com](http://www.conquestyouthministry.com)

Friendship  
**Challenge**  
Catholic Service