


BOOK 2 WEEK 1

INSTRUCTIONS: Print off the Rare Pair Race cards and cut them out so that each member on the team gets a card with a person or item on it. Use a large poster board, large piece of cardboard or roll of paper with 3 columns for each pair. The first two columns should say "unique" and the last column should say "in common" and the numbers 1.2.3 under each column. You can find the titles to cut out for the columns below.



BOARD LAYOUT \$ SIGNS

CARD HERE UNIQUE CUZ..	CARD HERE UNIQUE CUZ..	THINGS IN COMMON	CARD HERE UNIQUE CUZ..	CARD HERE UNIQUE CUZ..	THINGS IN COMMON	CARD HERE UNIQUE CUZ..	CARD HERE UNIQUE CUZ..	THINGS IN COMMON
1	1	1	1	1	1	1	1	1
2	2	2	2	2	2	2	2	2
3	3	3	3	3	3	3	3	3


CARD HERE UNIQUE CUZ..	CARD HERE UNIQUE CUZ..	THINGS IN COMMON	CARD HERE UNIQUE CUZ..	CARD HERE UNIQUE CUZ..	THINGS IN COMMON	CARD HERE UNIQUE CUZ..	CARD HERE UNIQUE CUZ..	THINGS IN COMMON
1	1	1	1	1	1	1	1	1
2	2	2	2	2	2	2	2	2
3	3	3	3	3	3	3	3	3

1 1 1 1 1 1 1 1 1 1 1 1 1

2 2 2 2 2 2 2 2 2 2 2 2 2

3 3 3 3 3 3 3 3 3 3 3 3 3

BOARD SIGNS



1 1 1

THINGS THINGS

IN IN

2 2 2

COMMON COMMON

3 3 3

THINGS THINGS

1 1 1

IN IN

2 2 2

COMMON COMMON

3 3 3

THINGS THINGS

1 1 1

IN IN

2 2 2

COMMON COMMON

3 3 3

BOARD SIGNS



UNIQUE UNIQUE

CUZ... CUZ...

UNIQUE UNIQUE

CUZ... CUZ...

UNIQUE UNIQUE

CUZ... CUZ...

UNIQUE UNIQUE

CUZ... CUZ...

UNIQUE UNIQUE


CUZ... CUZ...

UNIQUE
CUZ...

UNIQUE
CUZ...

BOOK 2 WEEK 1

CARDS



MUSTARD



KETCHUP



SALT




PEPPER



BOOK 2 WEEK 1

CARDS



LIGHT



DARKNESS



DILL PICKLES



SWEET PICKLES



BOOK 2 WEEK 1

CARDS



VANILLA ICE CREAM



CHOCOLATE ICE CREAM



COFFEE




TEA



BOOK 2 WEEK 1

CARDS



KERMIT




GONZO




CHEWBACCA



HAN SOLO






ST PAUL



ST PETER



ST JPII



MOTHER TERESA

