



CONQUEST

7TH & 8TH GRADE ACTIVITY

INSTRUCTIONS: Print out Marian Airplane Answers for the team leader and the Marian Airplane Sheets for the teams. .



MARIAN AIRPLANES ANSWERS FOR TEAM LEADER

| WHAT CATHOLICS DO BELIEVE ABOUT MARY | WHAT CATHOLICS DO NOT BELIEVE ABOUT MARY |
|--|---|
| GOD WANTED JESUS TO HAVE A HUMAN MOTHER | CATHOLICS WORSHIP MARY |
| MARY IS THE MOTHER OF GOD | THE HAIL MARY IS THE ONLY PRAYER TO MARY |
| MARY IS THE IMMACULATE CONCEPTION, PRESERVED FROM ORIGINAL SIN | MARY WAS IN HER FORTIES WHEN SHE BECAME JESUS' MOTHER |
| MARY INTERCEDES FOR US IN HEAVEN | JESUS DID NOT OBEY MARY AND JOSEPH |
| MARY WAS ASSUMED BODY AND SOUL INTO HEAVEN | MARY NEVER SAW JESUS AFTER HE WAS 18 |
| MARY IS OUR HEAVENLY MOTHER | CATHOLICS HAVE TO WEAR ROSARIES AROUND THEIR NECK TO GO TO HEAVEN |
| MARY CAN HELP US BY PRAYING TO HER | PICTURES OF MARY HAVE SPECIAL MAGICAL POWERS |
| MARY HAS APPEARED TO PEOPLE OVER THE CENTURIES | MARY HAD OTHER CHILDREN BESIDES JESUS |
| THE ANGEL GABRIEL APPEARED TO MARY AT THE ANNUNCIATION | MARY DIED IN SPAIN AND IS BURIED THERE |
| MARY VISITED HER COUSIN ELIZABETH WHEN SHE WAS PREGNANT WITH JESUS | CATHOLICS MUST BELIEVE ALL APPARITIONS OF MARY TO PEOPLE |
| THE ROSARY IS A POWERFUL PRAYER | MARY WAS A CARPENTER'S DAUGHTER |
| MARY WAS AT THE FOOT OF THE CROSS | MARY PERFORMED MIRACLES |



CONQUEST 7TH & 8TH GRADE ACTIVITY


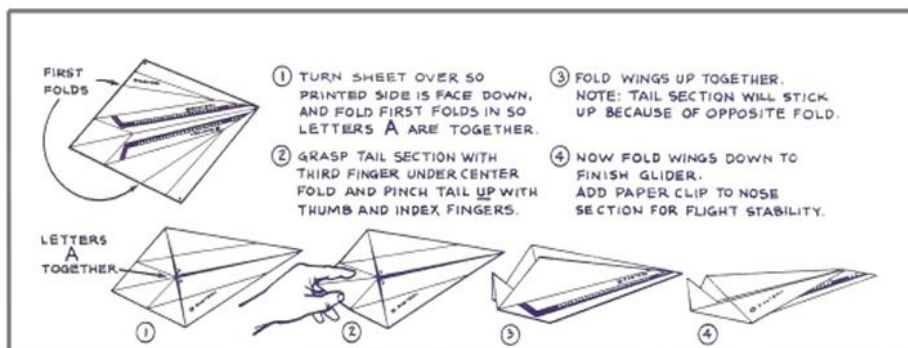


| WHAT CATHOLICS DO BELIEVE ABOUT MARY | WHAT CATHOLICS DO NOT BELIEVE ABOUT MARY |
|--|--|
| JESUS LIVED WITH MARY FOR 30 YEARS IN NAZARETH | MARY WENT TO ROME TO TEACH THE FAITH |
| MARY GAVE BIRTH TO JESUS IN BETHLEHEM IN A STABLE | MARY NEVER FORGAVE THE APOSTLES FOR LEAVING JESUS AT THE CROSS |
| MARY TRAVELED TO EGYPT WITH JOSEPH TO PROTECT JESUS FROM HEROD | THE MIRACULOUS MEDAL OF MARY GIVES YOU POWER TO DO MIRACLES |
| MARY ENCOURAGED JESUS TO PERFORM HIS FIRST MIRACLE AT THE WEDDING AT CANA | MARY WAS HUMAN LIKE ALL OF US AND SHE SINNED AND MADE MISTAKES |
| MARY WAS WITH THE APOSTLES WHEN THE HOLY SPIRIT CAME UPON THEM IN PENTECOST | MARY KNEW WHAT WAS GOING TO HAPPEN ALL THROUGHOUT HER LIFE. IT WAS NOT HARD TO SAY YES TO GOD. |
| MARY IS QUEEN OF HEAVEN AND EARTH | OUR LADY OF GUADALUPE IS AN IMAGE OF MARY THAT APPEARED ON A BISHOP'S WALL IN MEXICO |
| OUR LADY APPEARED IN FATIMA TO 3 CHILDREN | OUR LADY OF LOURDES IS AN APPARITION WHERE MARY APPEARED TO 5 SMALL CHILDREN AND THEIR DOG |
| OUR LADY APPEARED TO BERNADETTE IN LOURDES | OUR LADY OF FATIMA IS WHEN MARY APPEARED TO A FARMER |
| SIMEON TOLD MARY A SWORD WOULD PIERCE HER HEART AT THE PRESENTATION OF JESUS IN THE TEMPLE | MARY EXPECTED THE WISEMEN AND ANGELS TO VISIT HER IN THE STABLE |
| JESUS WAS LOST FOR THREE DAYS WHEN HE WAS TWELVE AND MARY FOUND HIM IN THE TEMPLE | MARY IS EQUAL TO GOD |
| OUR LADY OF GUADALUPE APPEARED TO JUAN DIEGO IN MEXICO | MARY DID NOT REALLY LIKE JOSEPH |
| OUR LADY'S PARENTS WERE ANNE AND JOACHIM | MARY AND JOSEPH WERE WEALTHY PEOPLE IN NAZARETH. THEY WERE NEVER POOR |
| MARY WAS MARRIED TO JOSEPH AND TOGETHER THEY RAISED JESUS | MARY'S BROTHER WAS PETER |

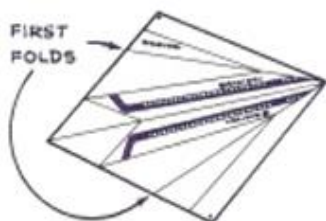


CONQUEST 7TH & 8TH GRADE ACTIVITY

MARIAN AIRPLANES WITH INSTRUCTIONS



FIRST
FOLDS



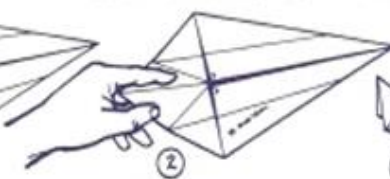
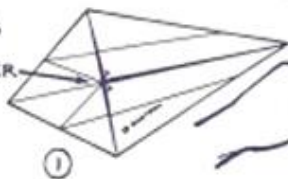
① TURN SHEET OVER SO
PRINTED SIDE IS FACE DOWN,
AND FOLD FIRST FOLDS IN SO
LETTERS **A** ARE TOGETHER.

② GRASP TAIL SECTION WITH
THIRD FINGER UNDER CENTER
FOLD AND PINCH TAIL UP WITH
THUMB AND INDEX FINGERS.

③ FOLD WINGS UP TOGETHER.
NOTE: TAIL SECTION WILL STICK
UP BECAUSE OF OPPOSITE FOLD.

④ NOW FOLD WINGS DOWN TO
FINISH GLIDER.
ADD PAPER CLIP TO NOSE
SECTION FOR FLIGHT STABILITY.

LETTERS
A
TOGETHER



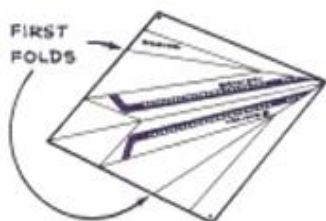
MARIAN AIRLINES

MARIAN AIRLINES

JESUS LIYED WITH MARY FOR
30 YEARS IN NAZARETH

WE TAKE YOUR PRAYERS TO THE HIEGHTS

FIRST
FOLDS



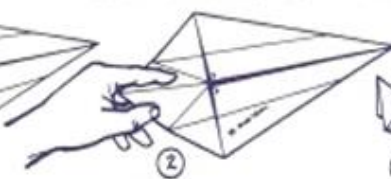
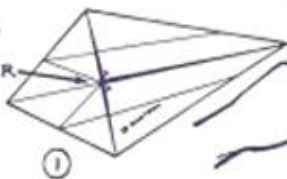
① TURN SHEET OVER SO
PRINTED SIDE IS FACE DOWN,
AND FOLD FIRST FOLDS IN SO
LETTERS **A** ARE TOGETHER.

② GRASP TAIL SECTION WITH
THIRD FINGER UNDER CENTER
FOLD AND PINCH TAIL UP WITH
THUMB AND INDEX FINGERS.

③ FOLD WINGS UP TOGETHER.
NOTE: TAIL SECTION WILL STICK
UP BECAUSE OF OPPOSITE FOLD.

④ NOW FOLD WINGS DOWN TO
FINISH GLIDER.
ADD PAPER CLIP TO NOSE
SECTION FOR FLIGHT STABILITY.

LETTERS
A
TOGETHER



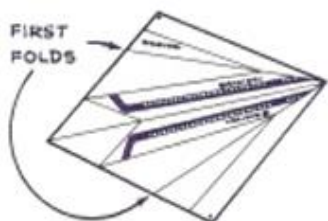
MARIAN AIRLINES

MARIAN AIRLINES

MARY GAVE BIRTH TO JESUS IN
BETHLEHEM IN A STABLE

WE TAKE YOUR PRAYERS TO THE HIEGHTS

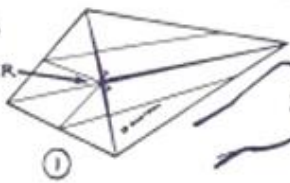
FIRST FOLDS



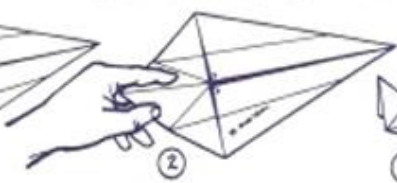
- ① TURN SHEET OVER SO PRINTED SIDE IS FACE DOWN, AND FOLD FIRST FOLDS IN SO LETTERS A ARE TOGETHER.
- ② GRASP TAIL SECTION WITH THIRD FINGER UNDER CENTER FOLD AND PINCH TAIL UP WITH THUMB AND INDEX FINGERS.

- ③ FOLD WINGS UP TOGETHER. NOTE: TAIL SECTION WILL STICK UP BECAUSE OF OPPOSITE FOLD.
- ④ NOW FOLD WINGS DOWN TO FINISH GLIDER. ADD PAPER CLIP TO NOSE SECTION FOR FLIGHT STABILITY.

LETTERS A TOGETHER



①



②



③



④



MARIAN AIRLINES

MARIAN AIRLINES

MARY TRAVELED TO EGYPT WITH JOSEPH TO PROTECT JESUS FROM HEROD

WE TAKE YOUR PRAYERS TO THE HIEGHTS

FIRST
FOLDS

LETTERS
A
TOGETHER

① TURN SHEET OVER SO
PRINTED SIDE IS FACE DOWN,
AND FOLD FIRST FOLDS IN SO
LETTERS A ARE TOGETHER.

② GRASP TAIL SECTION WITH
THIRD FINGER UNDER CENTER
FOLD AND PINCH TAIL UP WITH
THUMB AND INDEX FINGERS.

③ FOLD WINGS UP TOGETHER.
NOTE: TAIL SECTION WILL STICK
UP BECAUSE OF OPPOSITE FOLD.

④ NOW FOLD WINGS DOWN TO
FINISH GLIDER.
ADD PAPER CLIP TO NOSE
SECTION FOR FLIGHT STABILITY.

①

②

③

④



MARIAN AIRLINES

MARIAN AIRLINES

MARY ENCOURAGED JESUS TO
PERFORM HIS FIRST MIRACLE AT
THE WEDDING AT CANA

WE TAKE YOUR PRAYERS TO THE HIEGHTS

FIRST
FOLDS

LETTERS
A
TOGETHER

① TURN SHEET OVER SO
PRINTED SIDE IS FACE DOWN,
AND FOLD FIRST FOLDS IN SO
LETTERS A ARE TOGETHER.

② GRASP TAIL SECTION WITH
THIRD FINGER UNDER CENTER
FOLD AND PINCH TAIL UP WITH
THUMB AND INDEX FINGERS.

③ FOLD WINGS UP TOGETHER.
NOTE: TAIL SECTION WILL STICK
UP BECAUSE OF OPPOSITE FOLD.

④ NOW FOLD WINGS DOWN TO
FINISH GLIDER.
ADD PAPER CLIP TO NOSE
SECTION FOR FLIGHT STABILITY.

①

②

③

④



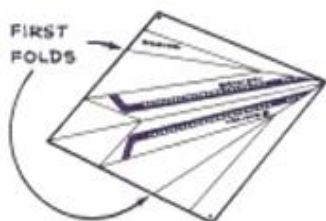
MARIAN AIRLINES

MARIAN AIRLINES

MARY WAS WITH THE APOSTLES
WHEN THE HOLY SPIRIT CAME UPON
THEM IN PENTECOST

WE TAKE YOUR PRAYERS TO THE HIEGHTS

FIRST
FOLDS



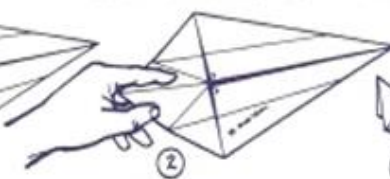
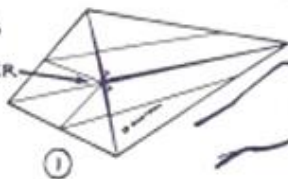
① TURN SHEET OVER SO
PRINTED SIDE IS FACE DOWN,
AND FOLD FIRST FOLDS IN SO
LETTERS **A** ARE TOGETHER.

② GRASP TAIL SECTION WITH
THIRD FINGER UNDER CENTER
FOLD AND PINCH TAIL UP WITH
THUMB AND INDEX FINGERS.

③ FOLD WINGS UP TOGETHER.
NOTE: TAIL SECTION WILL STICK
UP BECAUSE OF OPPOSITE FOLD.

④ NOW FOLD WINGS DOWN TO
FINISH GLIDER.
ADD PAPER CLIP TO NOSE
SECTION FOR FLIGHT STABILITY.

LETTERS
A
TOGETHER



MARIAN AIRLINES

MARIAN AIRLINES

MARY IS QUEEN OF HEAVEN
AND EARTH

WE TAKE YOUR PRAYERS TO THE HIEGHTS

FIRST
FOLDS

LETTERS
A
TOGETHER

① TURN SHEET OVER SO
PRINTED SIDE IS FACE DOWN,
AND FOLD FIRST FOLDS IN SO
LETTERS A ARE TOGETHER.

② GRASP TAIL SECTION WITH
THIRD FINGER UNDER CENTER
FOLD AND PINCH TAIL UP WITH
THUMB AND INDEX FINGERS.

③ FOLD WINGS UP TOGETHER.
NOTE: TAIL SECTION WILL STICK
UP BECAUSE OF OPPOSITE FOLD.

④ NOW FOLD WINGS DOWN TO
FINISH GLIDER.
ADD PAPER CLIP TO NOSE
SECTION FOR FLIGHT STABILITY.

①

②

③

④



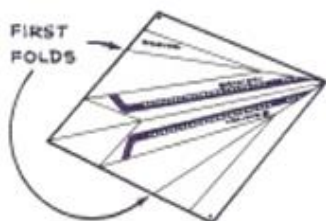
MARIAN AIRLINES

MARIAN AIRLINES

OUR LADY APPEARED IN
FATIMA TO 3 CHILDREN

WE TAKE YOUR PRAYERS TO THE HIEGHTS

FIRST
FOLDS



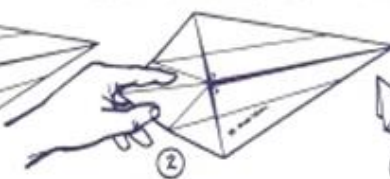
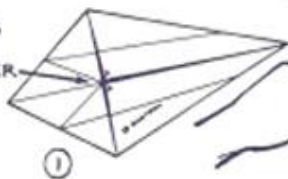
① TURN SHEET OVER SO
PRINTED SIDE IS FACE DOWN,
AND FOLD FIRST FOLDS IN SO
LETTERS **A** ARE TOGETHER.

② GRASP TAIL SECTION WITH
THIRD FINGER UNDER CENTER
FOLD AND PINCH TAIL UP WITH
THUMB AND INDEX FINGERS.

③ FOLD WINGS UP TOGETHER.
NOTE: TAIL SECTION WILL STICK
UP BECAUSE OF OPPOSITE FOLD.

④ NOW FOLD WINGS DOWN TO
FINISH GLIDER.
ADD PAPER CLIP TO NOSE
SECTION FOR FLIGHT STABILITY.

LETTERS
A
TOGETHER



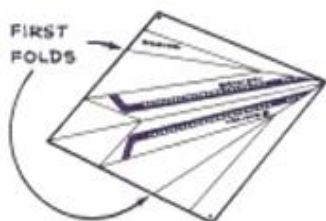
MARIAN AIRLINES

MARIAN AIRLINES

OUR LADY APPEARED TO
BERNADETTE IN LOURDES

WE TAKE YOUR PRAYERS TO THE HIEGHTS

FIRST
FOLDS



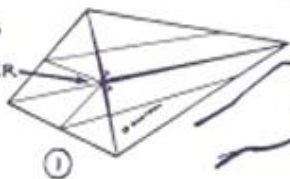
① TURN SHEET OVER SO
PRINTED SIDE IS FACE DOWN,
AND FOLD FIRST FOLDS IN SO
LETTERS **A** ARE TOGETHER.

② GRASP TAIL SECTION WITH
THIRD FINGER UNDER CENTER
FOLD AND PINCH TAIL UP WITH
THUMB AND INDEX FINGERS.

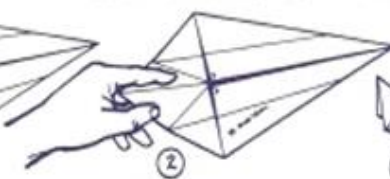
③ FOLD WINGS UP TOGETHER.
NOTE: TAIL SECTION WILL STICK
UP BECAUSE OF OPPOSITE FOLD.

④ NOW FOLD WINGS DOWN TO
FINISH GLIDER.
ADD PAPER CLIP TO NOSE
SECTION FOR FLIGHT STABILITY.

LETTERS
A
TOGETHER



①



②



③



④



MARIAN AIRLINES

MARIAN AIRLINES

SIMEON TOLD MARY A SWORD WOULD
PIERCE HER HEART AT THE PRESENTATION
OF JESUS IN THE TEMPLE

WE TAKE YOUR PRAYERS TO THE HIEGHTS

FIRST
FOLDS

LETTERS
A
TOGETHER

① TURN SHEET OVER SO
PRINTED SIDE IS FACE DOWN,
AND FOLD FIRST FOLDS IN SO
LETTERS A ARE TOGETHER.

② GRASP TAIL SECTION WITH
THIRD FINGER UNDER CENTER
FOLD AND PINCH TAIL UP WITH
THUMB AND INDEX FINGERS.

③ FOLD WINGS UP TOGETHER.
NOTE: TAIL SECTION WILL STICK
UP BECAUSE OF OPPOSITE FOLD.

④ NOW FOLD WINGS DOWN TO
FINISH GLIDER.
ADD PAPER CLIP TO NOSE
SECTION FOR FLIGHT STABILITY.

①

②

③

④



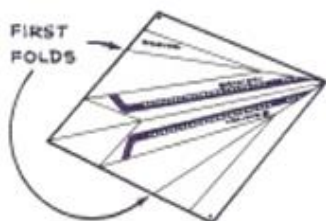
MARIAN AIRLINES

MARIAN AIRLINES

JESUS WAS LOST FOR THREE DAYS WHEN HE
WAS TWELVE AND MARY FOUND HIM IN THE
TEMPLE

WE TAKE YOUR PRAYERS TO THE HIEGHTS

FIRST
FOLDS



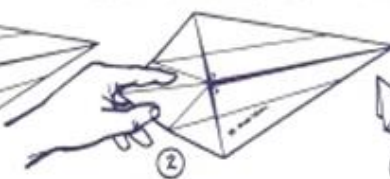
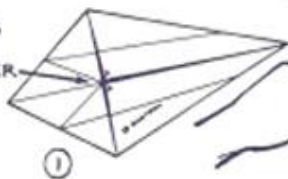
① TURN SHEET OVER SO
PRINTED SIDE IS FACE DOWN,
AND FOLD FIRST FOLDS IN SO
LETTERS **A** ARE TOGETHER.

② GRASP TAIL SECTION WITH
THIRD FINGER UNDER CENTER
FOLD AND PINCH TAIL UP WITH
THUMB AND INDEX FINGERS.

③ FOLD WINGS UP TOGETHER.
NOTE: TAIL SECTION WILL STICK
UP BECAUSE OF OPPOSITE FOLD.

④ NOW FOLD WINGS DOWN TO
FINISH GLIDER.
ADD PAPER CLIP TO NOSE
SECTION FOR FLIGHT STABILITY.

LETTERS
A
TOGETHER



MARIAN AIRLINES

MARIAN AIRLINES

MARY VISITED HER COUSIN ELIZABETH
WHEN SHE WAS PREGNANT WITH JESUS

WE TAKE YOUR PRAYERS TO THE HIEGHTS

FIRST
FOLDS

LETTERS
A
TOGETHER

① TURN SHEET OVER SO
PRINTED SIDE IS FACE DOWN,
AND FOLD FIRST FOLDS IN SO
LETTERS A ARE TOGETHER.

② GRASP TAIL SECTION WITH
THIRD FINGER UNDER CENTER
FOLD AND PINCH TAIL UP WITH
THUMB AND INDEX FINGERS.

③ FOLD WINGS UP TOGETHER.
NOTE: TAIL SECTION WILL STICK
UP BECAUSE OF OPPOSITE FOLD.

④ NOW FOLD WINGS DOWN TO
FINISH GLIDER.
ADD PAPER CLIP TO NOSE
SECTION FOR FLIGHT STABILITY.

①

②

③

④



MARIAN AIRLINES

MARIAN AIRLINES

MARY IS THE IMMACULATE CONCEPTION,
PRESERVED FROM ORIGINAL SIN

WE TAKE YOUR PRAYERS TO THE HIEGHTS

FIRST
FOLDS

LETTERS
A
TOGETHER

① TURN SHEET OVER SO
PRINTED SIDE IS FACE DOWN,
AND FOLD FIRST FOLDS IN SO
LETTERS A ARE TOGETHER.

② GRASP TAIL SECTION WITH
THIRD FINGER UNDER CENTER
FOLD AND PINCH TAIL UP WITH
THUMB AND INDEX FINGERS.

③ FOLD WINGS UP TOGETHER.
NOTE: TAIL SECTION WILL STICK
UP BECAUSE OF OPPOSITE FOLD.

④ NOW FOLD WINGS DOWN TO
FINISH GLIDER.
ADD PAPER CLIP TO NOSE
SECTION FOR FLIGHT STABILITY.

①

②

③

④



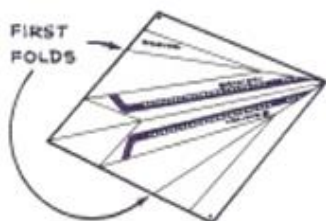
MARIAN AIRLINES

MARIAN AIRLINES

CATHOLICS HAVE TO WEAR ROSARIES
AROUND THEIR NECK TO GO TO HEAVEN

WE TAKE YOUR PRAYERS TO THE HIEGHTS

FIRST
FOLDS



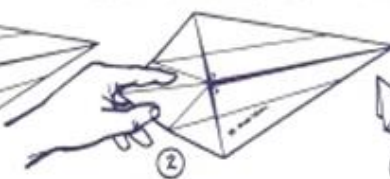
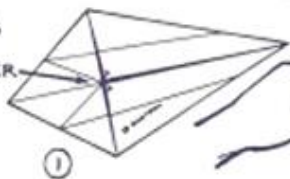
① TURN SHEET OVER SO
PRINTED SIDE IS FACE DOWN,
AND FOLD FIRST FOLDS IN SO
LETTERS **A** ARE TOGETHER.

② GRASP TAIL SECTION WITH
THIRD FINGER UNDER CENTER
FOLD AND PINCH TAIL UP WITH
THUMB AND INDEX FINGERS.

③ FOLD WINGS UP TOGETHER.
NOTE: TAIL SECTION WILL STICK
UP BECAUSE OF OPPOSITE FOLD.

④ NOW FOLD WINGS DOWN TO
FINISH GLIDER.
ADD PAPER CLIP TO NOSE
SECTION FOR FLIGHT STABILITY.

LETTERS
A
TOGETHER



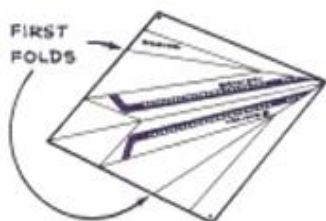
MARIAN AIRLINES

MARIAN AIRLINES

OUR LADY OF LOURDES IS AN APPARITION
WHERE MARY APPEARED TO 5 SMALL
CHILDREN AND THEIR DOG

WE TAKE YOUR PRAYERS TO THE HIEGHTS

FIRST
FOLDS



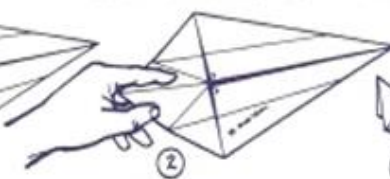
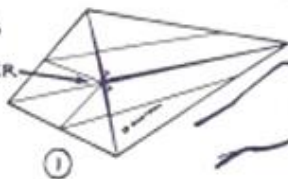
① TURN SHEET OVER SO
PRINTED SIDE IS FACE DOWN,
AND FOLD FIRST FOLDS IN SO
LETTERS **A** ARE TOGETHER.

② GRASP TAIL SECTION WITH
THIRD FINGER UNDER CENTER
FOLD AND PINCH TAIL UP WITH
THUMB AND INDEX FINGERS.

③ FOLD WINGS UP TOGETHER.
NOTE: TAIL SECTION WILL STICK
UP BECAUSE OF OPPOSITE FOLD.

④ NOW FOLD WINGS DOWN TO
FINISH GLIDER.
ADD PAPER CLIP TO NOSE
SECTION FOR FLIGHT STABILITY.

LETTERS
A
TOGETHER



MARIAN AIRLINES

MARIAN AIRLINES

OUR LADY OF GUADALUPE IS AN IMAGE OF
MARY THAT APPEARED ON A BISHOP'S WALL
IN MEXICO

WE TAKE YOUR PRAYERS TO THE HIEGHTS

FIRST
FOLDS

LETTERS
A
TOGETHER

① TURN SHEET OVER SO
PRINTED SIDE IS FACE DOWN,
AND FOLD FIRST FOLDS IN SO
LETTERS A ARE TOGETHER.

② GRASP TAIL SECTION WITH
THIRD FINGER UNDER CENTER
FOLD AND PINCH TAIL UP WITH
THUMB AND INDEX FINGERS.

③ FOLD WINGS UP TOGETHER.
NOTE: TAIL SECTION WILL STICK
UP BECAUSE OF OPPOSITE FOLD.

④ NOW FOLD WINGS DOWN TO
FINISH GLIDER.
ADD PAPER CLIP TO NOSE
SECTION FOR FLIGHT STABILITY.

①

②

③

④



MARIAN AIRLINES

MARIAN AIRLINES

MARY KNEW WHAT WAS GOING TO HAPPEN
ALL THROUGHOUT HER LIFE. IT WAS NOT
HARD TO SAY YES TO GOD.

WE TAKE YOUR PRAYERS TO THE HIEGHTS

FIRST
FOLDS

LETTERS
A
TOGETHER

① TURN SHEET OVER SO
PRINTED SIDE IS FACE DOWN,
AND FOLD FIRST FOLDS IN SO
LETTERS A ARE TOGETHER.

② GRASP TAIL SECTION WITH
THIRD FINGER UNDER CENTER
FOLD AND PINCH TAIL UP WITH
THUMB AND INDEX FINGERS.

③ FOLD WINGS UP TOGETHER.
NOTE: TAIL SECTION WILL STICK
UP BECAUSE OF OPPOSITE FOLD.

④ NOW FOLD WINGS DOWN TO
FINISH GLIDER.
ADD PAPER CLIP TO NOSE
SECTION FOR FLIGHT STABILITY.

①

②

③

④



MARIAN AIRLINES

MARIAN AIRLINES

MARY NEVER FORGAVE THE APOSTLES FOR
LEAVING JESUS AT THE CROSS

WE TAKE YOUR PRAYERS TO THE HIEGHTS

FIRST
FOLDS

LETTERS
A
TOGETHER

① TURN SHEET OVER SO
PRINTED SIDE IS FACE DOWN,
AND FOLD FIRST FOLDS IN SO
LETTERS A ARE TOGETHER.

② GRASP TAIL SECTION WITH
THIRD FINGER UNDER CENTER
FOLD AND PINCH TAIL UP WITH
THUMB AND INDEX FINGERS.

③ FOLD WINGS UP TOGETHER.
NOTE: TAIL SECTION WILL STICK
UP BECAUSE OF OPPOSITE FOLD.

④ NOW FOLD WINGS DOWN TO
FINISH GLIDER.
ADD PAPER CLIP TO NOSE
SECTION FOR FLIGHT STABILITY.

①

②

③

④



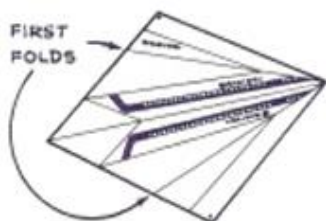
MARIAN AIRLINES

MARIAN AIRLINES

THE MIRACULOUS MEDAL OF MARY GIVES
YOU POWER TO DO MIRACLES

WE TAKE YOUR PRAYERS TO THE HIEGHTS

FIRST
FOLDS



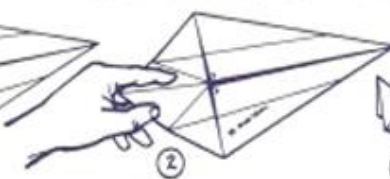
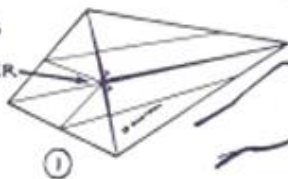
① TURN SHEET OVER SO
PRINTED SIDE IS FACE DOWN,
AND FOLD FIRST FOLDS IN SO
LETTERS **A** ARE TOGETHER.

② GRASP TAIL SECTION WITH
THIRD FINGER UNDER CENTER
FOLD AND PINCH TAIL UP WITH
THUMB AND INDEX FINGERS.

③ FOLD WINGS UP TOGETHER.
NOTE: TAIL SECTION WILL STICK
UP BECAUSE OF OPPOSITE FOLD.

④ NOW FOLD WINGS DOWN TO
FINISH GLIDER.
ADD PAPER CLIP TO NOSE
SECTION FOR FLIGHT STABILITY.

LETTERS
A
TOGETHER



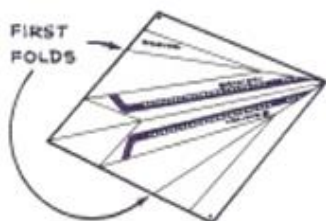
MARIAN AIRLINES

MARIAN AIRLINES

MARY EXPECTED THE WISEMEN AND ANGELS
TO VISIT HER IN THE STABLE

WE TAKE YOUR PRAYERS TO THE HIEGHTS

FIRST
FOLDS



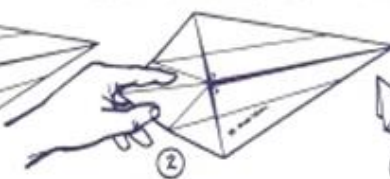
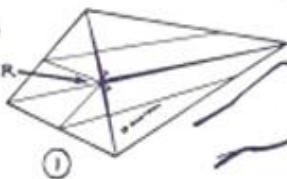
① TURN SHEET OVER SO
PRINTED SIDE IS FACE DOWN,
AND FOLD FIRST FOLDS IN SO
LETTERS **A** ARE TOGETHER.

② GRASP TAIL SECTION WITH
THIRD FINGER UNDER CENTER
FOLD AND PINCH TAIL UP WITH
THUMB AND INDEX FINGERS.

③ FOLD WINGS UP TOGETHER.
NOTE: TAIL SECTION WILL STICK
UP BECAUSE OF OPPOSITE FOLD.

④ NOW FOLD WINGS DOWN TO
FINISH GLIDER.
ADD PAPER CLIP TO NOSE
SECTION FOR FLIGHT STABILITY.

LETTERS
A
TOGETHER



MARIAN AIRLINES

MARIAN AIRLINES

MARY AND JOSEPH WERE WEALTHY PEOPLE
IN NAZARETH. THEY WERE NEVER POOR

WE TAKE YOUR PRAYERS TO THE HIEGHTS

FIRST
FOLDS

LETTERS
A
TOGETHER

① TURN SHEET OVER SO
PRINTED SIDE IS FACE DOWN,
AND FOLD FIRST FOLDS IN SO
LETTERS A ARE TOGETHER.

② GRASP TAIL SECTION WITH
THIRD FINGER UNDER CENTER
FOLD AND PINCH TAIL UP WITH
THUMB AND INDEX FINGERS.

③ FOLD WINGS UP TOGETHER.
NOTE: TAIL SECTION WILL STICK
UP BECAUSE OF OPPOSITE FOLD.

④ NOW FOLD WINGS DOWN TO
FINISH GLIDER.
ADD PAPER CLIP TO NOSE
SECTION FOR FLIGHT STABILITY.

①

②

③

④



MARIAN AIRLINES

MARIAN AIRLINES

MARY WAS HUMAN LIKE ALL OF US AND
SHE SINNED AND MADE MISTAKES

WE TAKE YOUR PRAYERS TO THE HIEGHTS

FIRST
FOLDS

LETTERS
A
TOGETHER

① TURN SHEET OVER SO
PRINTED SIDE IS FACE DOWN,
AND FOLD FIRST FOLDS IN SO
LETTERS A ARE TOGETHER.

② GRASP TAIL SECTION WITH
THIRD FINGER UNDER CENTER
FOLD AND PINCH TAIL UP WITH
THUMB AND INDEX FINGERS.

③ FOLD WINGS UP TOGETHER.
NOTE: TAIL SECTION WILL STICK
UP BECAUSE OF OPPOSITE FOLD.

④ NOW FOLD WINGS DOWN TO
FINISH GLIDER.
ADD PAPER CLIP TO NOSE
SECTION FOR FLIGHT STABILITY.

①

②

③

④



MARIAN AIRLINES

MARIAN AIRLINES

OUR LADY OF GUADALUPE APPEARED TO
JUAN DIEGO IN MEXICO

WE TAKE YOUR PRAYERS TO THE HIEGHTS

FIRST
FOLDS

LETTERS
A
TOGETHER

① TURN SHEET OVER SO
PRINTED SIDE IS FACE DOWN,
AND FOLD FIRST FOLDS IN SO
LETTERS A ARE TOGETHER.

② GRASP TAIL SECTION WITH
THIRD FINGER UNDER CENTER
FOLD AND PINCH TAIL UP WITH
THUMB AND INDEX FINGERS.

③ FOLD WINGS UP TOGETHER.
NOTE: TAIL SECTION WILL STICK
UP BECAUSE OF OPPOSITE FOLD.

④ NOW FOLD WINGS DOWN TO
FINISH GLIDER.
ADD PAPER CLIP TO NOSE
SECTION FOR FLIGHT STABILITY.

①

②

③

④



MARIAN AIRLINES

MARIAN AIRLINES

OUR LADY OF FATIMA IS WHEN MARY
APPEARED TO A FARMER

WE TAKE YOUR PRAYERS TO THE HIEGHTS

FIRST
FOLDS

LETTERS
A
TOGETHER

① TURN SHEET OVER SO
PRINTED SIDE IS FACE DOWN,
AND FOLD FIRST FOLDS IN SO
LETTERS A ARE TOGETHER.

② GRASP TAIL SECTION WITH
THIRD FINGER UNDER CENTER
FOLD AND PINCH TAIL UP WITH
THUMB AND INDEX FINGERS.

③ FOLD WINGS UP TOGETHER.
NOTE: TAIL SECTION WILL STICK
UP BECAUSE OF OPPOSITE FOLD.

④ NOW FOLD WINGS DOWN TO
FINISH GLIDER.
ADD PAPER CLIP TO NOSE
SECTION FOR FLIGHT STABILITY.

①

②

③

④



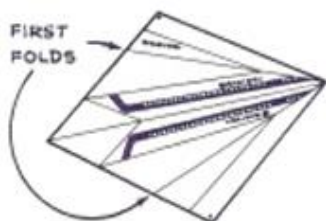
MARIAN AIRLINES

MARIAN AIRLINES

MARY WAS MARRIED TO JOSEPH AND
TOGETHER THEY RAISED JESUS

WE TAKE YOUR PRAYERS TO THE HIEGHTS

FIRST
FOLDS



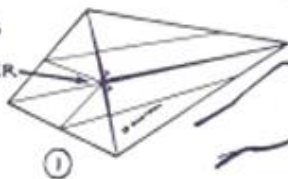
① TURN SHEET OVER SO
PRINTED SIDE IS FACE DOWN,
AND FOLD FIRST FOLDS IN SO
LETTERS **A** ARE TOGETHER.

② GRASP TAIL SECTION WITH
THIRD FINGER UNDER CENTER
FOLD AND PINCH TAIL UP WITH
THUMB AND INDEX FINGERS.

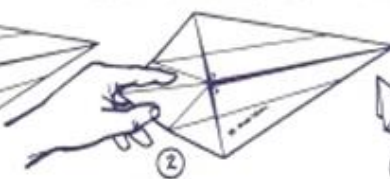
③ FOLD WINGS UP TOGETHER.
NOTE: TAIL SECTION WILL STICK
UP BECAUSE OF OPPOSITE FOLD.

④ NOW FOLD WINGS DOWN TO
FINISH GLIDER.
ADD PAPER CLIP TO NOSE
SECTION FOR FLIGHT STABILITY.

LETTERS
A
TOGETHER



①



②



③



④



MARIAN AIRLINES

MARIAN AIRLINES

CATHOLICS MUST BELIEVE ALL
APPARITIONS OF MARY TO PEOPLE

WE TAKE YOUR PRAYERS TO THE HIEGHTS

FIRST
FOLDS

LETTERS
A
TOGETHER

① TURN SHEET OVER SO
PRINTED SIDE IS FACE DOWN,
AND FOLD FIRST FOLDS IN SO
LETTERS A ARE TOGETHER.

② GRASP TAIL SECTION WITH
THIRD FINGER UNDER CENTER
FOLD AND PINCH TAIL UP WITH
THUMB AND INDEX FINGERS.

③ FOLD WINGS UP TOGETHER.
NOTE: TAIL SECTION WILL STICK
UP BECAUSE OF OPPOSITE FOLD.

④ NOW FOLD WINGS DOWN TO
FINISH GLIDER.
ADD PAPER CLIP TO NOSE
SECTION FOR FLIGHT STABILITY.

①

②

③

④



MARIAN AIRLINES

MARIAN AIRLINES

MARY WAS IN HER FORTIES WHEN SHE
BECAME JESUS' MOTHER

WE TAKE YOUR PRAYERS TO THE HIEGHTS

FIRST
FOLDS

LETTERS
A
TOGETHER

① TURN SHEET OVER SO
PRINTED SIDE IS FACE DOWN,
AND FOLD FIRST FOLDS IN SO
LETTERS A ARE TOGETHER.

② GRASP TAIL SECTION WITH
THIRD FINGER UNDER CENTER
FOLD AND PINCH TAIL UP WITH
THUMB AND INDEX FINGERS.

③ FOLD WINGS UP TOGETHER.
NOTE: TAIL SECTION WILL STICK
UP BECAUSE OF OPPOSITE FOLD.

④ NOW FOLD WINGS DOWN TO
FINISH GLIDER.
ADD PAPER CLIP TO NOSE
SECTION FOR FLIGHT STABILITY.

①

②

③

④



MARIAN AIRLINES

MARIAN AIRLINES

THE ANGEL GABRIEL APPEARED TO MARY
AT THE ANNUNCIATION

WE TAKE YOUR PRAYERS TO THE HIEGHTS

FIRST
FOLDS

LETTERS
A
TOGETHER

① TURN SHEET OVER SO
PRINTED SIDE IS FACE DOWN,
AND FOLD FIRST FOLDS IN SO
LETTERS A ARE TOGETHER.

② GRASP TAIL SECTION WITH
THIRD FINGER UNDER CENTER
FOLD AND PINCH TAIL UP WITH
THUMB AND INDEX FINGERS.

③ FOLD WINGS UP TOGETHER.
NOTE: TAIL SECTION WILL STICK
UP BECAUSE OF OPPOSITE FOLD.

④ NOW FOLD WINGS DOWN TO
FINISH GLIDER.
ADD PAPER CLIP TO NOSE
SECTION FOR FLIGHT STABILITY.

①

②

③

④



MARIAN AIRLINES

MARIAN AIRLINES

PICTURES OF MARY HAVE SPECIAL MAGICAL
POWERS

WE TAKE YOUR PRAYERS TO THE HIEGHTS

FIRST
FOLDS

LETTERS
A
TOGETHER

① TURN SHEET OVER SO
PRINTED SIDE IS FACE DOWN,
AND FOLD FIRST FOLDS IN SO
LETTERS A ARE TOGETHER.

② GRASP TAIL SECTION WITH
THIRD FINGER UNDER CENTER
FOLD AND PINCH TAIL UP WITH
THUMB AND INDEX FINGERS.

③ FOLD WINGS UP TOGETHER.
NOTE: TAIL SECTION WILL STICK
UP BECAUSE OF OPPOSITE FOLD.

④ NOW FOLD WINGS DOWN TO
FINISH GLIDER.
ADD PAPER CLIP TO NOSE
SECTION FOR FLIGHT STABILITY.

①

②

③

④



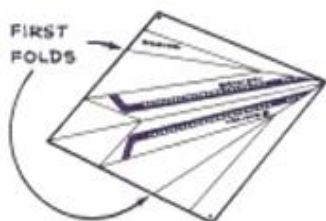
MARIAN AIRLINES

MARIAN AIRLINES

MARY HAS APPEARED TO PEOPLE OVER THE
CENTURIES

WE TAKE YOUR PRAYERS TO THE HIEGHTS

FIRST
FOLDS



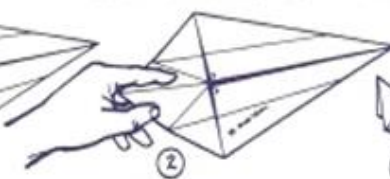
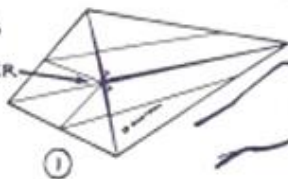
① TURN SHEET OVER SO
PRINTED SIDE IS FACE DOWN,
AND FOLD FIRST FOLDS IN SO
LETTERS **A** ARE TOGETHER.

② GRASP TAIL SECTION WITH
THIRD FINGER UNDER CENTER
FOLD AND PINCH TAIL UP WITH
THUMB AND INDEX FINGERS.

③ FOLD WINGS UP TOGETHER.
NOTE: TAIL SECTION WILL STICK
UP BECAUSE OF OPPOSITE FOLD.

④ NOW FOLD WINGS DOWN TO
FINISH GLIDER.
ADD PAPER CLIP TO NOSE
SECTION FOR FLIGHT STABILITY.

LETTERS
A
TOGETHER



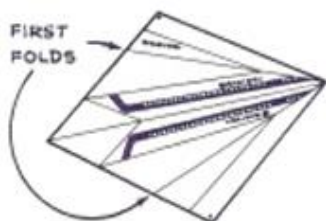
MARIAN AIRLINES

MARIAN AIRLINES

OUR LADY'S PARENTS WERE ANNE
AND JOACHIM

WE TAKE YOUR PRAYERS TO THE HIEGHTS

FIRST
FOLDS



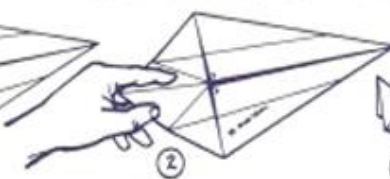
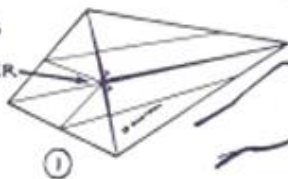
① TURN SHEET OVER SO
PRINTED SIDE IS FACE DOWN,
AND FOLD FIRST FOLDS IN SO
LETTERS **A** ARE TOGETHER.

② GRASP TAIL SECTION WITH
THIRD FINGER UNDER CENTER
FOLD AND PINCH TAIL UP WITH
THUMB AND INDEX FINGERS.

③ FOLD WINGS UP TOGETHER.
NOTE: TAIL SECTION WILL STICK
UP BECAUSE OF OPPOSITE FOLD.

④ NOW FOLD WINGS DOWN TO
FINISH GLIDER.
ADD PAPER CLIP TO NOSE
SECTION FOR FLIGHT STABILITY.

LETTERS
A
TOGETHER



MARIAN AIRLINES

MARIAN AIRLINES

MARY WAS ASSUMED BODY AND
SOUL INTO HEAVEN

WE TAKE YOUR PRAYERS TO THE HIEGHTS

FIRST
FOLDS

LETTERS
A
TOGETHER

① TURN SHEET OVER SO
PRINTED SIDE IS FACE DOWN,
AND FOLD FIRST FOLDS IN SO
LETTERS A ARE TOGETHER.

② GRASP TAIL SECTION WITH
THIRD FINGER UNDER CENTER
FOLD AND PINCH TAIL UP WITH
THUMB AND INDEX FINGERS.

③ FOLD WINGS UP TOGETHER.
NOTE: TAIL SECTION WILL STICK
UP BECAUSE OF OPPOSITE FOLD.

④ NOW FOLD WINGS DOWN TO
FINISH GLIDER.
ADD PAPER CLIP TO NOSE
SECTION FOR FLIGHT STABILITY.

①

②

③

④



MARIAN AIRLINES

MARIAN AIRLINES

GOD WANTED JESUS TO HAVE A
HUMAN MOTHER

WE TAKE YOUR PRAYERS TO THE HIEGHTS

FIRST
FOLDS

LETTERS
A
TOGETHER

① TURN SHEET OVER SO
PRINTED SIDE IS FACE DOWN,
AND FOLD FIRST FOLDS IN SO
LETTERS A ARE TOGETHER.

② GRASP TAIL SECTION WITH
THIRD FINGER UNDER CENTER
FOLD AND PINCH TAIL UP WITH
THUMB AND INDEX FINGERS.

③ FOLD WINGS UP TOGETHER.
NOTE: TAIL SECTION WILL STICK
UP BECAUSE OF OPPOSITE FOLD.

④ NOW FOLD WINGS DOWN TO
FINISH GLIDER.
ADD PAPER CLIP TO NOSE
SECTION FOR FLIGHT STABILITY.

①

②

③

④



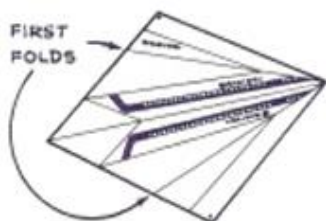
MARIAN AIRLINES

MARIAN AIRLINES

THE HAIL MARY IS THE ONLY
PRAYER TO MARY

WE TAKE YOUR PRAYERS TO THE HIEGHTS

FIRST
FOLDS



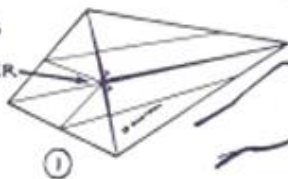
① TURN SHEET OVER SO
PRINTED SIDE IS FACE DOWN,
AND FOLD FIRST FOLDS IN SO
LETTERS **A** ARE TOGETHER.

② GRASP TAIL SECTION WITH
THIRD FINGER UNDER CENTER
FOLD AND PINCH TAIL UP WITH
THUMB AND INDEX FINGERS.

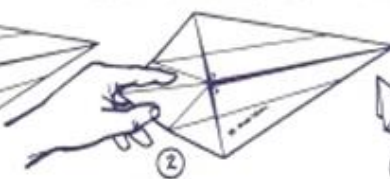
③ FOLD WINGS UP TOGETHER.
NOTE: TAIL SECTION WILL STICK
UP BECAUSE OF OPPOSITE FOLD.

④ NOW FOLD WINGS DOWN TO
FINISH GLIDER.
ADD PAPER CLIP TO NOSE
SECTION FOR FLIGHT STABILITY.

LETTERS
A
TOGETHER



①



②



③



④



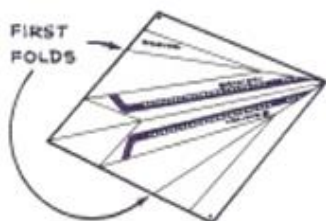
MARIAN AIRLINES

MARIAN AIRLINES

MARY NEVER SAW JESUS AFTER HE
WAS 18

WE TAKE YOUR PRAYERS TO THE HIEGHTS

FIRST
FOLDS



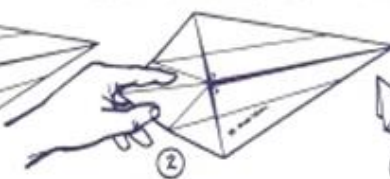
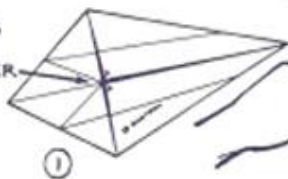
① TURN SHEET OVER SO
PRINTED SIDE IS FACE DOWN,
AND FOLD FIRST FOLDS IN SO
LETTERS **A** ARE TOGETHER.

② GRASP TAIL SECTION WITH
THIRD FINGER UNDER CENTER
FOLD AND PINCH TAIL UP WITH
THUMB AND INDEX FINGERS.

③ FOLD WINGS UP TOGETHER.
NOTE: TAIL SECTION WILL STICK
UP BECAUSE OF OPPOSITE FOLD.

④ NOW FOLD WINGS DOWN TO
FINISH GLIDER.
ADD PAPER CLIP TO NOSE
SECTION FOR FLIGHT STABILITY.

LETTERS
A
TOGETHER



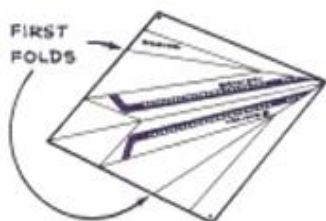
MARIAN AIRLINES

MARIAN AIRLINES

MARY'S BROTHER WAS
PETER

WE TAKE YOUR PRAYERS TO THE HIEGHTS

FIRST
FOLDS



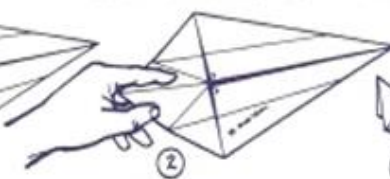
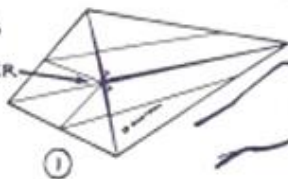
① TURN SHEET OVER SO
PRINTED SIDE IS FACE DOWN,
AND FOLD FIRST FOLDS IN SO
LETTERS **A** ARE TOGETHER.

② GRASP TAIL SECTION WITH
THIRD FINGER UNDER CENTER
FOLD AND PINCH TAIL UP WITH
THUMB AND INDEX FINGERS.

③ FOLD WINGS UP TOGETHER.
NOTE: TAIL SECTION WILL STICK
UP BECAUSE OF OPPOSITE FOLD.

④ NOW FOLD WINGS DOWN TO
FINISH GLIDER.
ADD PAPER CLIP TO NOSE
SECTION FOR FLIGHT STABILITY.

LETTERS
A
TOGETHER



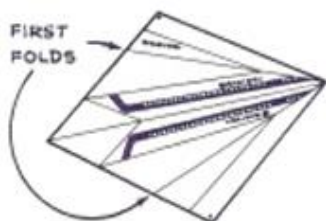
MARIAN AIRLINES

MARIAN AIRLINES

MARY DID NOT REALLY
LIKE JOSEPH

WE TAKE YOUR PRAYERS TO THE HIEGHTS

FIRST
FOLDS



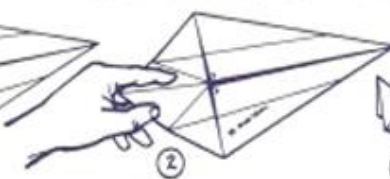
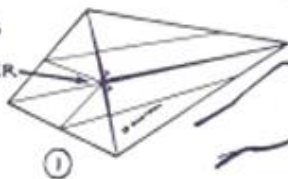
① TURN SHEET OVER SO
PRINTED SIDE IS FACE DOWN,
AND FOLD FIRST FOLDS IN SO
LETTERS **A** ARE TOGETHER.

② GRASP TAIL SECTION WITH
THIRD FINGER UNDER CENTER
FOLD AND PINCH TAIL UP WITH
THUMB AND INDEX FINGERS.

③ FOLD WINGS UP TOGETHER.
NOTE: TAIL SECTION WILL STICK
UP BECAUSE OF OPPOSITE FOLD.

④ NOW FOLD WINGS DOWN TO
FINISH GLIDER.
ADD PAPER CLIP TO NOSE
SECTION FOR FLIGHT STABILITY.

LETTERS
A
TOGETHER



MARIAN AIRLINES

MARIAN AIRLINES

MARY IS EQUAL TO GOD

WE TAKE YOUR PRAYERS TO THE HIEGHTS

FIRST
FOLDS

LETTERS
A
TOGETHER

① TURN SHEET OVER SO
PRINTED SIDE IS FACE DOWN,
AND FOLD FIRST FOLDS IN SO
LETTERS A ARE TOGETHER.

② GRASP TAIL SECTION WITH
THIRD FINGER UNDER CENTER
FOLD AND PINCH TAIL UP WITH
THUMB AND INDEX FINGERS.

③ FOLD WINGS UP TOGETHER.
NOTE: TAIL SECTION WILL STICK
UP BECAUSE OF OPPOSITE FOLD.

④ NOW FOLD WINGS DOWN TO
FINISH GLIDER.
ADD PAPER CLIP TO NOSE
SECTION FOR FLIGHT STABILITY.

①

②

③

④



MARIAN AIRLINES

MARIAN AIRLINES

MARY WENT TO ROME TO
TEACH THE FAITH

WE TAKE YOUR PRAYERS TO THE HIEGHTS

FIRST
FOLDS

LETTERS
A
TOGETHER

① TURN SHEET OVER SO
PRINTED SIDE IS FACE DOWN,
AND FOLD FIRST FOLDS IN SO
LETTERS A ARE TOGETHER.

② GRASP TAIL SECTION WITH
THIRD FINGER UNDER CENTER
FOLD AND PINCH TAIL UP WITH
THUMB AND INDEX FINGERS.

③ FOLD WINGS UP TOGETHER.
NOTE: TAIL SECTION WILL STICK
UP BECAUSE OF OPPOSITE FOLD.

④ NOW FOLD WINGS DOWN TO
FINISH GLIDER.
ADD PAPER CLIP TO NOSE
SECTION FOR FLIGHT STABILITY.

①

②

③

④



MARIAN AIRLINES

MARIAN AIRLINES

MARY DIED IN SPAIN AND
IS BURIED THERE

WE TAKE YOUR PRAYERS TO THE HIEGHTS

FIRST
FOLDS

LETTERS
A
TOGETHER

① TURN SHEET OVER SO
PRINTED SIDE IS FACE DOWN,
AND FOLD FIRST FOLDS IN SO
LETTERS A ARE TOGETHER.

② GRASP TAIL SECTION WITH
THIRD FINGER UNDER CENTER
FOLD AND PINCH TAIL UP WITH
THUMB AND INDEX FINGERS.

③ FOLD WINGS UP TOGETHER.
NOTE: TAIL SECTION WILL STICK
UP BECAUSE OF OPPOSITE FOLD.

④ NOW FOLD WINGS DOWN TO
FINISH GLIDER.
ADD PAPER CLIP TO NOSE
SECTION FOR FLIGHT STABILITY.

①

②

③

④



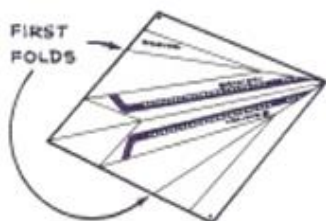
MARIAN AIRLINES

MARIAN AIRLINES

MARY WAS A CARPENTER'S
DAUGHTER

WE TAKE YOUR PRAYERS TO THE HIEGHTS

FIRST
FOLDS



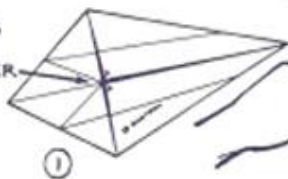
① TURN SHEET OVER SO
PRINTED SIDE IS FACE DOWN,
AND FOLD FIRST FOLDS IN SO
LETTERS **A** ARE TOGETHER.

② GRASP TAIL SECTION WITH
THIRD FINGER UNDER CENTER
FOLD AND PINCH TAIL UP WITH
THUMB AND INDEX FINGERS.

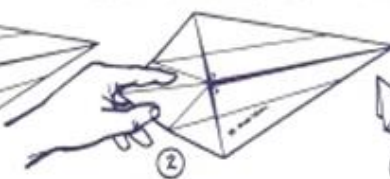
③ FOLD WINGS UP TOGETHER.
NOTE: TAIL SECTION WILL STICK
UP BECAUSE OF OPPOSITE FOLD.

④ NOW FOLD WINGS DOWN TO
FINISH GLIDER.
ADD PAPER CLIP TO NOSE
SECTION FOR FLIGHT STABILITY.

LETTERS
A
TOGETHER



①



②



③



④



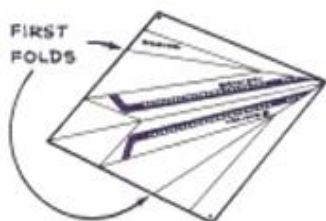
MARIAN AIRLINES

MARIAN AIRLINES

MARY HAD OTHER CHILDREN
BESIDES JESUS

WE TAKE YOUR PRAYERS TO THE HIEGHTS

FIRST
FOLDS



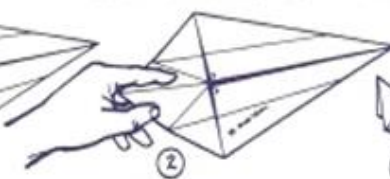
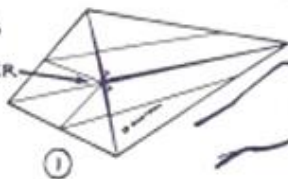
① TURN SHEET OVER SO
PRINTED SIDE IS FACE DOWN,
AND FOLD FIRST FOLDS IN SO
LETTERS **A** ARE TOGETHER.

② GRASP TAIL SECTION WITH
THIRD FINGER UNDER CENTER
FOLD AND PINCH TAIL UP WITH
THUMB AND INDEX FINGERS.

③ FOLD WINGS UP TOGETHER.
NOTE: TAIL SECTION WILL STICK
UP BECAUSE OF OPPOSITE FOLD.

④ NOW FOLD WINGS DOWN TO
FINISH GLIDER.
ADD PAPER CLIP TO NOSE
SECTION FOR FLIGHT STABILITY.

LETTERS
A
TOGETHER



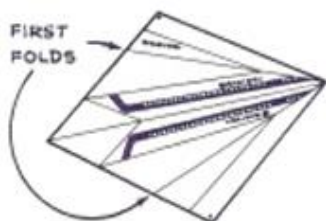
MARIAN AIRLINES

MARIAN AIRLINES

MARY CAN HELP US BY
PRAYING TO HER

WE TAKE YOUR PRAYERS TO THE HIEGHTS

FIRST
FOLDS



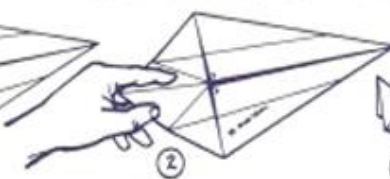
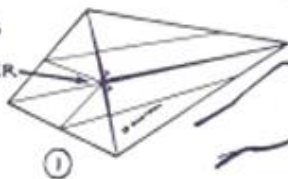
① TURN SHEET OVER SO
PRINTED SIDE IS FACE DOWN,
AND FOLD FIRST FOLDS IN SO
LETTERS **A** ARE TOGETHER.

② GRASP TAIL SECTION WITH
THIRD FINGER UNDER CENTER
FOLD AND PINCH TAIL UP WITH
THUMB AND INDEX FINGERS.

③ FOLD WINGS UP TOGETHER.
NOTE: TAIL SECTION WILL STICK
UP BECAUSE OF OPPOSITE FOLD.

④ NOW FOLD WINGS DOWN TO
FINISH GLIDER.
ADD PAPER CLIP TO NOSE
SECTION FOR FLIGHT STABILITY.

LETTERS
A
TOGETHER



MARIAN AIRLINES

MARIAN AIRLINES

MARY INTERCEDES FOR US
IN HEAVEN

WE TAKE YOUR PRAYERS TO THE HIEGHTS

FIRST
FOLDS

LETTERS
A
TOGETHER

① TURN SHEET OVER SO
PRINTED SIDE IS FACE DOWN,
AND FOLD FIRST FOLDS IN SO
LETTERS A ARE TOGETHER.

② GRASP TAIL SECTION WITH
THIRD FINGER UNDER CENTER
FOLD AND PINCH TAIL UP WITH
THUMB AND INDEX FINGERS.

③ FOLD WINGS UP TOGETHER.
NOTE: TAIL SECTION WILL STICK
UP BECAUSE OF OPPOSITE FOLD.

④ NOW FOLD WINGS DOWN TO
FINISH GLIDER.
ADD PAPER CLIP TO NOSE
SECTION FOR FLIGHT STABILITY.

①

②

③

④



MARIAN AIRLINES

MARIAN AIRLINES

JESUS DID NOT OBEY MARY
AND JOSEPH

WE TAKE YOUR PRAYERS TO THE HIEGHTS

FIRST
FOLDS

LETTERS
A
TOGETHER

① TURN SHEET OVER SO
PRINTED SIDE IS FACE DOWN,
AND FOLD FIRST FOLDS IN SO
LETTERS A ARE TOGETHER.

② GRASP TAIL SECTION WITH
THIRD FINGER UNDER CENTER
FOLD AND PINCH TAIL UP WITH
THUMB AND INDEX FINGERS.

③ FOLD WINGS UP TOGETHER.
NOTE: TAIL SECTION WILL STICK
UP BECAUSE OF OPPOSITE FOLD.

④ NOW FOLD WINGS DOWN TO
FINISH GLIDER.
ADD PAPER CLIP TO NOSE
SECTION FOR FLIGHT STABILITY.

①

②

③

④



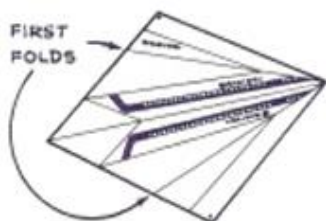
MARIAN AIRLINES

MARIAN AIRLINES

MARY WAS AT THE FOOT
OF THE CROSS

WE TAKE YOUR PRAYERS TO THE HIEGHTS

FIRST
FOLDS



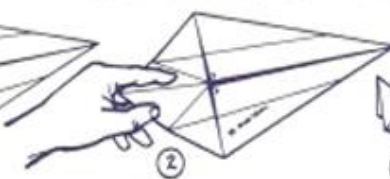
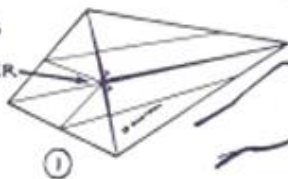
① TURN SHEET OVER SO
PRINTED SIDE IS FACE DOWN,
AND FOLD FIRST FOLDS IN SO
LETTERS **A** ARE TOGETHER.

② GRASP TAIL SECTION WITH
THIRD FINGER UNDER CENTER
FOLD AND PINCH TAIL UP WITH
THUMB AND INDEX FINGERS.

③ FOLD WINGS UP TOGETHER.
NOTE: TAIL SECTION WILL STICK
UP BECAUSE OF OPPOSITE FOLD.

④ NOW FOLD WINGS DOWN TO
FINISH GLIDER.
ADD PAPER CLIP TO NOSE
SECTION FOR FLIGHT STABILITY.

LETTERS
A
TOGETHER



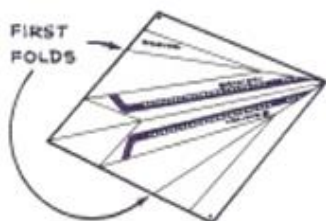
MARIAN AIRLINES

MARIAN AIRLINES

CATHOLICS WORSHIP
MARY

WE TAKE YOUR PRAYERS TO THE HIEGHTS

FIRST
FOLDS



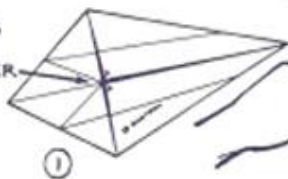
① TURN SHEET OVER SO
PRINTED SIDE IS FACE DOWN,
AND FOLD FIRST FOLDS IN SO
LETTERS **A** ARE TOGETHER.

② GRASP TAIL SECTION WITH
THIRD FINGER UNDER CENTER
FOLD AND PINCH TAIL UP WITH
THUMB AND INDEX FINGERS.

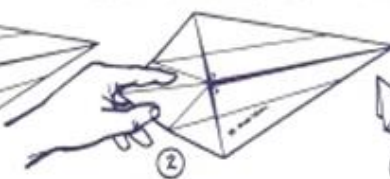
③ FOLD WINGS UP TOGETHER.
NOTE: TAIL SECTION WILL STICK
UP BECAUSE OF OPPOSITE FOLD.

④ NOW FOLD WINGS DOWN TO
FINISH GLIDER.
ADD PAPER CLIP TO NOSE
SECTION FOR FLIGHT STABILITY.

LETTERS
A
TOGETHER



①



②



③



④



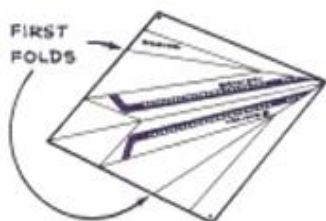
MARIAN AIRLINES

MARIAN AIRLINES

MARY PERFORMED
MIRACLES

WE TAKE YOUR PRAYERS TO THE HIEGHTS

FIRST
FOLDS



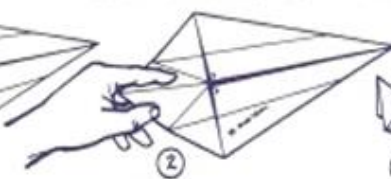
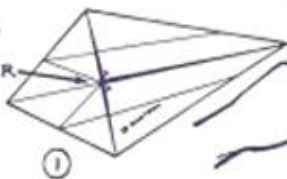
① TURN SHEET OVER SO
PRINTED SIDE IS FACE DOWN,
AND FOLD FIRST FOLDS IN SO
LETTERS **A** ARE TOGETHER.

② GRASP TAIL SECTION WITH
THIRD FINGER UNDER CENTER
FOLD AND PINCH TAIL UP WITH
THUMB AND INDEX FINGERS.

③ FOLD WINGS UP TOGETHER.
NOTE: TAIL SECTION WILL STICK
UP BECAUSE OF OPPOSITE FOLD.

④ NOW FOLD WINGS DOWN TO
FINISH GLIDER.
ADD PAPER CLIP TO NOSE
SECTION FOR FLIGHT STABILITY.

LETTERS
A
TOGETHER



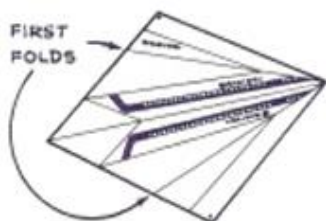
MARIAN AIRLINES

MARIAN AIRLINES

MARY IS THE MOTHER
OF GOD

WE TAKE YOUR PRAYERS TO THE HIEGHTS

FIRST
FOLDS



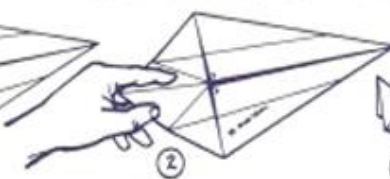
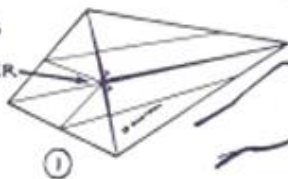
① TURN SHEET OVER SO
PRINTED SIDE IS FACE DOWN,
AND FOLD FIRST FOLDS IN SO
LETTERS **A** ARE TOGETHER.

② GRASP TAIL SECTION WITH
THIRD FINGER UNDER CENTER
FOLD AND PINCH TAIL UP WITH
THUMB AND INDEX FINGERS.

③ FOLD WINGS UP TOGETHER.
NOTE: TAIL SECTION WILL STICK
UP BECAUSE OF OPPOSITE FOLD.

④ NOW FOLD WINGS DOWN TO
FINISH GLIDER.
ADD PAPER CLIP TO NOSE
SECTION FOR FLIGHT STABILITY.

LETTERS
A
TOGETHER



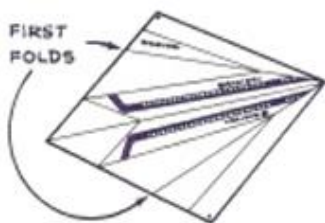
MARIAN AIRLINES

MARIAN AIRLINES

MARY IS OUR HEAVENLY
MOTHER

WE TAKE YOUR PRAYERS TO THE HIEGHTS

FIRST
FOLDS



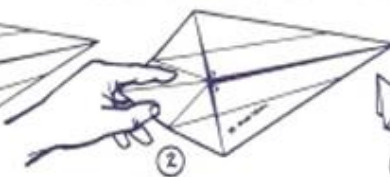
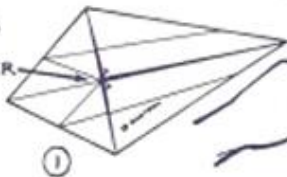
① TURN SHEET OVER SO
PRINTED SIDE IS FACE DOWN,
AND FOLD FIRST FOLDS IN SO
LETTERS **A** ARE TOGETHER.

② GRASP TAIL SECTION WITH
THIRD FINGER UNDER CENTER
FOLD AND PINCH TAIL UP WITH
THUMB AND INDEX FINGERS.

③ FOLD WINGS UP TOGETHER.
NOTE: TAIL SECTION WILL STICK
UP BECAUSE OF OPPOSITE FOLD.

④ NOW FOLD WINGS DOWN TO
FINISH GLIDER.
ADD PAPER CLIP TO NOSE
SECTION FOR FLIGHT STABILITY.

LETTERS
A
TOGETHER



MARIAN AIRLINES

MARIAN AIRLINES

THE ROSARY IS A
POWERFUL PRAYER

WE TAKE YOUR PRAYERS TO THE HIEGHTS